



United States Department of Agriculture

Agricultural Marketing Service - Dairy Programs

**Southeast Marketing Area
Federal Order No. 7**

2000 ANNUAL STATISTICS

Sue L. Mosley
Market Administrator
P.O. Box 1208
Norcross, Georgia 30091-1208

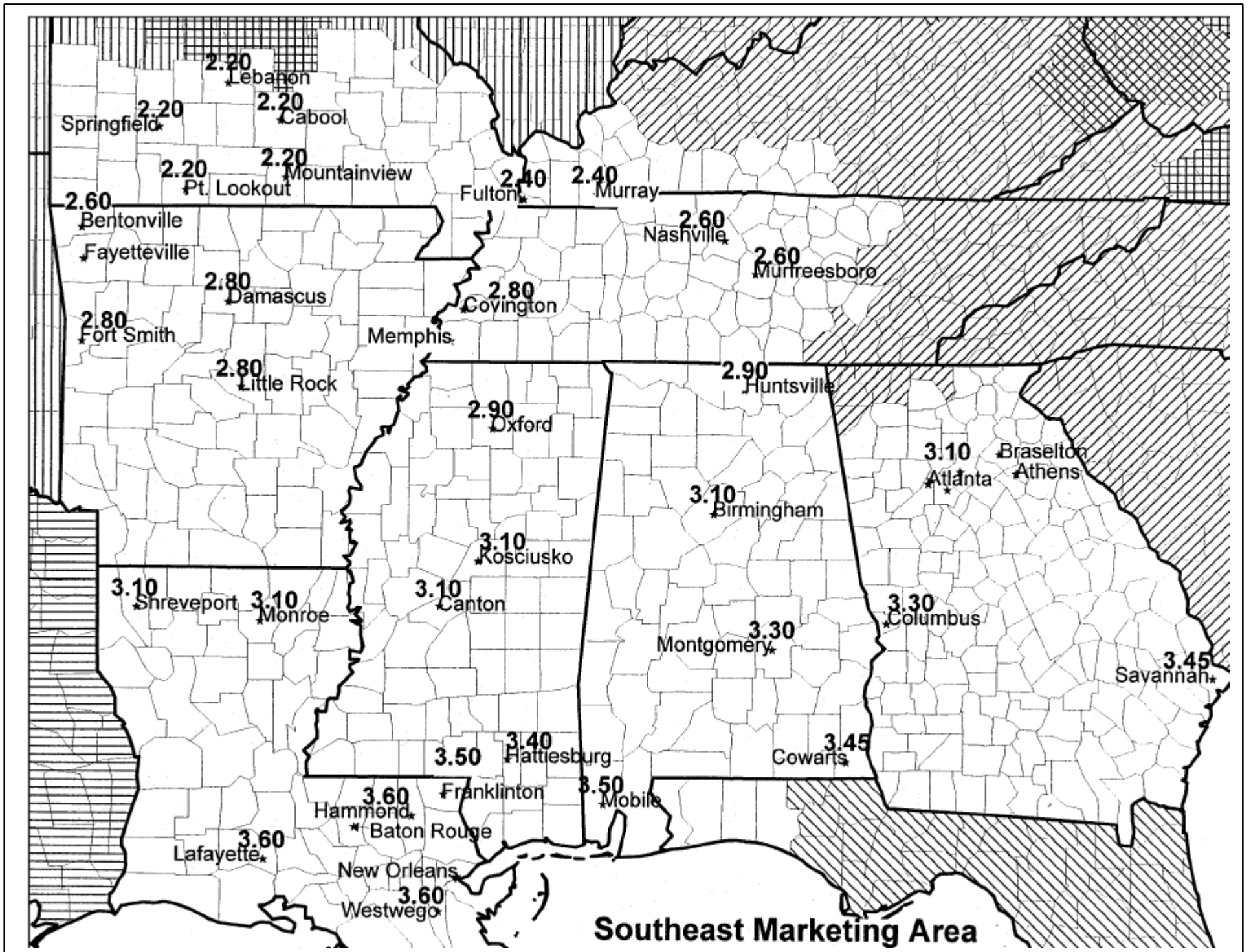
TABLE OF CONTENTS

| | |
|---|----|
| Southeast Marketing Area Map | 1 |
| Receipts and Classification of Producer Milk | 2 |
| Receipts and Classification of Other Source Milk, Overages, and Opening Inventories | 3 |
| Classification of Total Receipts | 4 |
| Class I Utilization by Pool Handlers | 5 |
| Total Class I Route Disposition by Pool Plants | 6 |
| Total Class I Route Disposition Inside the Marketing Area | 7 |
| Class II Utilization by Pool Handlers | 8 |
| Class III Utilization by Pool Handlers | 9 |
| Class IV Utilization by Pool Handlers | 10 |
| Announced Federal Order Class and Uniform Prices | 11 |
| NASS Dairy Product Price Averages Used In Federal Milk Order Price Formulas | 12 |
| Producer Milk and Number of Producers by State and County - May 2000 | 13 |
| Producer Milk and Number of Producers by State and County - December 2000 | 20 |
| Transportation Credit Balancing Fund Summary | 28 |
| 2000 Pool Handlers | 29 |
| 2000 Nonpool Handlers with Route Disposition in the Marketing Area | 32 |

The data presented herein represents a compilation of general information pertaining to the marketing of milk in the Southeast Marketing Area during 2000. Except for the corrections of mathematical and other obvious errors, the data presented were taken from reports of receipts and utilization, payroll reports, and reports of nonpool handlers that were submitted to the office of the Market Administrator as well as publications released by this office.

This information is prepared pursuant to Section 1000.25 (c)(8) of the General Provisions of Federal Milk Marketing Orders, Part 1000 which is incorporated by reference and made a part of Federal Order Number 7. Part 1000 states that the Market Administrator shall "Prepare and disseminate publicly for the benefit of producers, handlers, and consumers such statistics and other information concerning operation of the order and facts relevant to the provisions thereof (or proposed provisions) as do not reveal confidential information."

The Department of Agriculture (USDA) prohibits discrimination in its programs on the basis of race, color, national origin, gender, religion, age, disability, political beliefs, sexual orientation, and marital or familial status. (Not all prohibited bases apply to all programs.) Persons with disabilities who require alternative means for communication of program information (Braille, large print, audiotape, etc.) should contact USDA's TARGET Center at (202) 720-2600 (voice and TDD). To file a complaint, write USDA, Director, Office of Civil Rights; Room 326W, Jamie L. Whitten Building; 14th and Independence; Washington, DC. 20250-9410, or call (202) 7205964 (voice and TDD). USDA is an equal opportunity provider and employer.



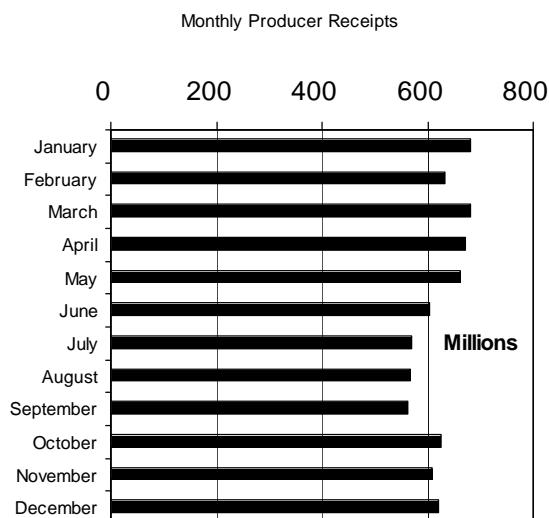
**SOUTHEAST MARKETING AREA
FEDERAL ORDER NO. 7**

RECEIPTS AND CLASSIFICATION OF PRODUCER MILK AND BUTTERFAT

| 2000 | CLASS I | | | CLASS II | | |
|--------------|----------------------|---------------|--------------------|--------------------|---------------|-------------------|
| | PRODUCT POUNDS | % | BUTTERFAT POUNDS | PRODUCT POUNDS | % | BUTTERFAT POUNDS |
| January | 426,043,371 | 62.64% | 9,173,728 | 57,694,667 | 8.48% | 4,046,902 |
| February | 399,062,055 | 63.09% | 8,584,588 | 67,499,376 | 10.67% | 4,790,836 |
| March | 425,455,306 | 62.44% | 9,205,111 | 69,745,515 | 10.24% | 5,431,972 |
| April | 383,301,398 | 57.09% | 8,241,707 | 70,002,113 | 10.42% | 5,179,368 |
| May | 406,532,814 | 61.33% | 8,907,775 | 66,959,737 | 10.10% | 5,342,912 |
| June | 388,579,745 | 64.26% | 8,802,053 | 79,961,937 | 13.22% | 5,225,537 |
| July | 373,855,725 | 65.58% | 8,429,293 | 73,621,107 | 12.92% | 5,314,208 |
| August | 415,781,926 | 73.32% | 9,145,637 | 61,071,348 | 10.77% | 5,035,528 |
| September | 405,277,537 | 71.94% | 8,817,355 | 62,224,862 | 11.05% | 5,012,651 |
| October | 415,490,888 | 66.37% | 9,055,371 | 73,764,031 | 11.78% | 5,740,982 |
| November | 416,778,506 | 68.55% | 9,462,688 | 62,202,616 | 10.23% | 5,186,344 |
| December | 410,947,266 | 66.33% | 9,562,051 | 56,591,722 | 9.14% | 4,365,772 |
| Total | 4,867,106,537 | 65.01% | 107,387,357 | 801,339,031 | 10.70% | 60,673,012 |

| 2000 | CLASS III | | | CLASS IV | | |
|--------------|----------------------|---------------|-------------------|--------------------|--------------|-------------------|
| | PRODUCT POUNDS | % | BUTTERFAT POUNDS | PRODUCT POUNDS | % | BUTTERFAT POUNDS |
| January | 110,335,099 | 16.22% | 5,730,018 | 86,125,530 | 12.66% | 6,169,476 |
| February | 98,700,248 | 15.60% | 4,428,947 | 67,288,746 | 10.64% | 5,365,700 |
| March | 117,193,820 | 17.20% | 5,156,793 | 68,984,123 | 10.12% | 4,616,775 |
| April | 121,556,267 | 18.10% | 4,924,251 | 96,627,293 | 14.39% | 5,350,922 |
| May | 129,749,908 | 19.57% | 5,065,245 | 59,692,731 | 9.00% | 3,998,145 |
| June | 113,405,075 | 18.76% | 4,769,560 | 22,718,724 | 3.76% | 2,559,013 |
| July | 92,045,661 | 16.15% | 3,876,487 | 30,478,086 | 5.35% | 2,609,697 |
| August | 72,602,767 | 12.80% | 3,323,170 | 17,607,353 | 3.11% | 2,728,438 |
| September | 80,395,466 | 14.27% | 3,710,846 | 15,458,747 | 2.74% | 2,861,424 |
| October | 94,574,477 | 15.11% | 4,392,953 | 42,197,433 | 6.74% | 4,229,598 |
| November | 98,993,636 | 16.28% | 4,341,403 | 30,028,441 | 4.94% | 4,066,466 |
| December | 92,197,411 | 14.88% | 4,515,882 | 59,756,697 | 9.65% | 5,504,496 |
| Total | 1,221,749,835 | 16.32% | 54,235,555 | 596,963,904 | 7.97% | 50,060,150 |

| 2000 | TOTAL PRODUCER RECEIPTS | | |
|--------------|-------------------------|----------------|--------------------|
| | PRODUCT POUNDS | % | BUTTERFAT POUNDS |
| January | 680,198,667 | 100.00% | 25,120,124 |
| February | 632,550,425 | 100.00% | 23,170,071 |
| March | 681,378,764 | 100.00% | 24,410,651 |
| April | 671,487,071 | 100.00% | 23,696,248 |
| May | 662,935,190 | 100.00% | 23,314,077 |
| June | 604,665,481 | 100.00% | 21,356,163 |
| July | 570,000,579 | 100.00% | 20,229,685 |
| August | 567,063,394 | 100.00% | 20,232,773 |
| September | 563,356,612 | 100.00% | 20,402,276 |
| October | 626,026,829 | 100.00% | 23,418,904 |
| November | 608,003,199 | 100.00% | 23,056,901 |
| December | 619,493,096 | 100.00% | 23,948,201 |
| Total | 7,487,159,307 | 100.00% | 272,356,074 |



**SOUTHEAST MARKETING AREA
FEDERAL ORDER NO. 7**

**RECEIPTS AND CLASSIFICATION OF OTHER SOURCE MILK,
OVERAGES, AND OPENING INVENTORIES**

| 2000 | OTHER SOURCE MILK | OVERAGES | OPENING INVENTORIES | CLASS I |
|--------------|------------------------------|-----------------|--------------------------------|--------------------|
| January | 19,293,869 | 2,159 | 46,515,207 | 46,188,447 |
| February | 18,917,773 | 514 | 53,499,241 | 43,099,852 |
| March | 23,565,392 | 15,420 | 58,360,202 | 50,190,091 |
| April | 24,452,734 | 17,867 | 53,192,210 | 50,718,799 |
| May | 28,994,570 | 0 | 66,635,380 | 46,850,554 |
| June | 28,126,702 | 10,740 | 50,924,812 | 42,318,337 |
| July | 25,905,160 | 197,652 | 49,304,363 | 48,773,700 |
| August | 34,978,820 | 7,238 | 59,952,542 | 51,601,295 |
| September | 36,040,304 | 5,754 | 58,930,031 | 60,890,176 |
| October | 34,333,483 | 5,144 | 50,306,105 | 51,791,873 |
| November | 35,114,881 | 117,593 | 56,831,543 | 52,581,618 |
| December | 32,271,020 | 120,146 | 58,451,885 | 51,464,367 |
| Total | 341,994,708 | 500,227 | 662,903,521 | 596,469,109 |

| 2000 | CLASS II | CLASS III | CLASS IV | TOTAL |
|--------------|-------------------|-------------------|--------------------|----------------------|
| January | 3,594,563 | 546,091 | 15,482,134 | 65,811,235 |
| February | 4,012,603 | 3,038,710 | 22,266,363 | 72,417,528 |
| March | 5,972,956 | 6,308,980 | 19,468,987 | 81,941,014 |
| April | 4,681,091 | 2,049,662 | 20,213,259 | 77,662,811 |
| May | 10,090,534 | 8,414,125 | 30,274,737 | 95,629,950 |
| June | 13,888,462 | 8,154,224 | 14,701,231 | 79,062,254 |
| July | 9,192,270 | 1,708,001 | 15,733,204 | 75,407,175 |
| August | 8,961,914 | 9,139,645 | 25,235,746 | 94,938,600 |
| September | 6,466,537 | 6,248,628 | 21,370,748 | 94,976,089 |
| October | 5,308,999 | 6,132,184 | 21,411,676 | 84,644,732 |
| November | 7,182,158 | 4,964,498 | 27,335,743 | 92,064,017 |
| December | 3,466,973 | 5,491,980 | 30,419,731 | 90,843,051 |
| Total | 82,819,060 | 62,196,728 | 263,913,559 | 1,005,398,456 |

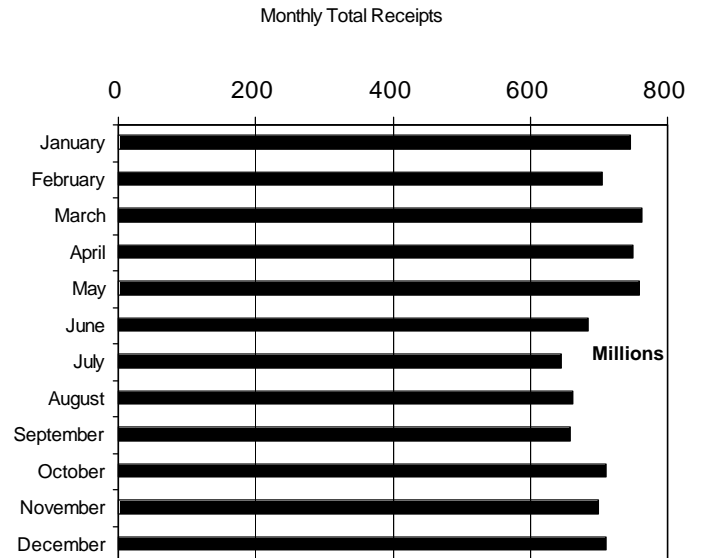
**SOUTHEAST MARKETING AREA
FEDERAL ORDER NO. 7**

CLASSIFICATION OF TOTAL RECEIPTS

| 2000 | CLASS I | | | CLASS II | | |
|--------------|----------------------|--------------------|----------------|--------------------|-------------------|----------------|
| | PRODUCT POUNDS | BUTTERFAT POUNDS | BUTTERFAT TEST | PRODUCT POUNDS | BUTTERFAT POUNDS | BUTTERFAT TEST |
| January | 472,231,818 | 10,156,827 | 2.15% | 61,289,230 | 4,444,309 | 7.25% |
| February | 442,161,907 | 9,486,187 | 2.15% | 71,511,979 | 5,498,203 | 7.69% |
| March | 475,645,397 | 10,257,227 | 2.16% | 75,718,471 | 6,272,867 | 8.28% |
| April | 434,020,197 | 9,311,921 | 2.15% | 74,683,204 | 5,811,563 | 7.78% |
| May | 453,383,368 | 9,872,154 | 2.18% | 77,050,271 | 6,314,902 | 8.20% |
| June | 430,898,082 | 9,710,741 | 2.25% | 93,850,399 | 6,218,957 | 6.63% |
| July | 422,629,425 | 9,516,637 | 2.25% | 82,813,377 | 6,207,132 | 7.50% |
| August | 467,383,221 | 10,278,984 | 2.20% | 70,033,262 | 5,786,471 | 8.26% |
| September | 466,167,713 | 10,089,920 | 2.16% | 68,691,399 | 5,686,460 | 8.28% |
| October | 467,282,761 | 10,176,006 | 2.18% | 79,073,030 | 6,324,079 | 8.00% |
| November | 469,360,124 | 10,608,589 | 2.26% | 69,384,774 | 6,006,726 | 8.66% |
| December | 462,411,633 | 10,754,602 | 2.33% | 60,058,695 | 4,801,368 | 7.99% |
| Total | 5,463,575,646 | 120,219,795 | 2.20% | 884,158,091 | 69,373,037 | 7.85% |

| 2000 | CLASS III | | | CLASS IV | | |
|--------------|----------------------|-------------------|----------------|--------------------|-------------------|----------------|
| | PRODUCT POUNDS | BUTTERFAT POUNDS | BUTTERFAT TEST | PRODUCT POUNDS | BUTTERFAT POUNDS | BUTTERFAT TEST |
| January | 110,881,190 | 5,758,545 | 5.19% | 101,607,664 | 7,152,424 | 7.04% |
| February | 101,738,958 | 4,488,616 | 4.41% | 89,555,109 | 6,554,349 | 7.32% |
| March | 123,502,800 | 5,260,969 | 4.26% | 88,453,110 | 5,755,260 | 6.51% |
| April | 123,605,929 | 4,954,621 | 4.01% | 116,840,552 | 6,342,961 | 5.43% |
| May | 138,164,033 | 5,271,906 | 3.82% | 89,967,468 | 5,397,397 | 6.00% |
| June | 121,559,299 | 4,923,277 | 4.05% | 37,419,955 | 3,488,194 | 9.32% |
| July | 93,753,662 | 3,911,690 | 4.17% | 46,211,290 | 3,385,405 | 7.33% |
| August | 81,742,412 | 3,516,893 | 4.30% | 42,843,099 | 4,003,505 | 9.34% |
| September | 86,644,094 | 3,806,520 | 4.39% | 36,829,495 | 4,123,534 | 11.20% |
| October | 100,706,661 | 4,521,042 | 4.49% | 63,609,109 | 5,463,534 | 8.59% |
| November | 103,958,134 | 4,482,164 | 4.31% | 57,364,184 | 5,505,317 | 9.60% |
| December | 97,689,391 | 4,626,852 | 4.74% | 90,176,428 | 7,141,376 | 7.92% |
| Total | 1,283,946,563 | 55,523,095 | 4.32% | 860,877,463 | 64,313,256 | 7.47% |

| TOTAL RECEIPTS | | | |
|----------------|----------------------|--------------------|----------------|
| 2000 | PRODUCT POUNDS | BUTTERFAT POUNDS | BUTTERFAT TEST |
| January | 746,009,902 | 27,512,105 | 3.69% |
| February | 704,967,953 | 26,027,355 | 3.69% |
| March | 763,319,778 | 27,546,323 | 3.61% |
| April | 749,149,882 | 26,421,066 | 3.53% |
| May | 758,565,140 | 26,856,359 | 3.54% |
| June | 683,727,735 | 24,341,169 | 3.56% |
| July | 645,407,754 | 23,020,864 | 3.57% |
| August | 662,001,994 | 23,585,853 | 3.56% |
| September | 658,332,701 | 23,706,434 | 3.60% |
| October | 710,671,561 | 26,484,661 | 3.73% |
| November | 700,067,216 | 26,602,796 | 3.80% |
| December | 710,336,147 | 27,324,198 | 3.85% |
| Total | 8,492,557,763 | 309,429,183 | 3.64% |



**SOUTHEAST MARKETING AREA
FEDERAL ORDER NO. 7**

TOTAL CLASS I UTILIZATION BY POOL HANDLERS

| 2000 | TOTAL CLASS I ROUTE DISPOSITION | TRANSFERRED OR DIVERTED TO NONPOOL PLANTS | ENDING INVENTORY | CLASS I SHRINKAGE |
|--------------|--|--|-----------------------------|------------------------------|
| January | 427,426,645 | 7,137,941 | 32,883,055 | 4,784,177 |
| February | 392,162,336 | 8,030,294 | 39,340,457 | 2,628,820 |
| March | 424,838,016 | 7,726,214 | 40,435,046 | 2,646,121 |
| April | 387,807,368 | 9,424,152 | 35,390,645 | 1,398,032 |
| May | 408,847,068 | 9,050,246 | 30,884,778 | 4,601,276 |
| June | 379,927,289 | 8,985,486 | 39,472,333 | 2,512,974 |
| July | 378,312,976 | 9,870,662 | 31,604,135 | 2,841,652 |
| August | 414,181,335 | 10,587,772 | 39,092,621 | 3,521,493 |
| September | 416,941,356 | 10,340,348 | 34,755,629 | 4,130,380 |
| October | 414,962,449 | 10,687,728 | 37,681,174 | 3,951,410 |
| November | 415,349,611 | 11,179,577 | 39,025,456 | 3,805,480 |
| December | 413,274,848 | 11,075,727 | 35,153,195 | 2,907,863 |
| Total | 4,874,031,297 | 114,096,147 | 435,718,524 | 39,729,678 |

TOTAL CLASS I UTILIZATION

| 2000 | PRODUCT POUNDS | BUTTERFAT POUNDS | BUTTERFAT TEST | DAILY AVERAGE UTILIZATION |
|--------------|---------------------------|-----------------------------|---------------------------|--------------------------------------|
| January | 472,231,818 | 10,156,827 | 2.15% | 15,233,284 |
| February | 442,161,907 | 9,486,187 | 2.15% | 15,246,962 |
| March | 475,645,397 | 10,257,227 | 2.16% | 15,343,400 |
| April | 434,020,197 | 9,311,921 | 2.15% | 14,467,340 |
| May | 453,383,368 | 9,872,154 | 2.18% | 14,625,270 |
| June | 430,898,082 | 9,710,741 | 2.25% | 14,363,269 |
| July | 422,629,425 | 9,516,637 | 2.25% | 13,633,207 |
| August | 467,383,221 | 10,278,984 | 2.20% | 15,076,878 |
| September | 466,167,713 | 10,089,920 | 2.16% | 15,538,924 |
| October | 467,282,761 | 10,176,006 | 2.18% | 15,073,637 |
| November | 469,360,124 | 10,608,589 | 2.26% | 15,645,337 |
| December | 462,411,633 | 10,754,602 | 2.33% | 14,916,504 |
| Total | 5,463,575,646 | 120,219,795 | 2.20% | 14,968,700 |

**SOUTHEAST MARKETING AREA
FEDERAL ORDER NO. 7**

TOTAL DISPOSITION ON ROUTES INSIDE THE MARKETING AREA BY POOL PLANTS

| 2000 | WHOLE MILK | FAT FREE MILK | LOW FAT MILK | REDUCED FAT MILK | CULTURED MILK | FLAVORED MILK&DRINKS | TOTAL IN AREA |
|--------------|----------------------|----------------------|---------------------|-------------------------|----------------------|---------------------------------|----------------------|
| January | 147,555,392 | 46,134,613 | 25,860,320 | 105,545,938 | 11,535,013 | 31,118,193 | 367,749,469 |
| February | 134,938,211 | 38,658,510 | 23,807,001 | 95,140,277 | 11,084,389 | 33,137,173 | 336,765,561 |
| March | 146,603,139 | 46,974,155 | 23,755,323 | 100,904,460 | 11,914,963 | 33,846,785 | 363,998,825 |
| April | 133,774,187 | 43,072,912 | 21,752,950 | 93,110,318 | 10,796,508 | 29,698,277 | 332,205,152 |
| May | 142,783,947 | 44,774,723 | 23,951,272 | 96,911,534 | 11,550,033 | 30,820,204 | 350,791,713 |
| June | 141,676,391 | 43,234,501 | 21,252,881 | 95,214,927 | 10,542,946 | 14,573,455 | 326,495,101 |
| July | 140,014,508 | 44,346,124 | 20,548,334 | 94,105,607 | 10,637,243 | 12,770,293 | 322,422,109 |
| August | 147,125,143 | 45,858,071 | 23,137,866 | 102,787,006 | 11,021,123 | 26,477,526 | 356,406,735 |
| September | 143,090,999 | 45,607,787 | 23,153,625 | 99,413,169 | 10,258,802 | 36,167,181 | 357,691,563 |
| October | 142,001,751 | 43,720,347 | 23,138,568 | 98,694,541 | 10,559,923 | 36,004,201 | 354,119,331 |
| November | 142,189,892 | 43,280,979 | 23,045,079 | 99,950,287 | 12,028,772 | 33,206,018 | 353,701,027 |
| December | 147,051,630 | 43,082,615 | 22,821,819 | 99,545,434 | 11,597,302 | 28,566,218 | 352,665,018 |
| Total | 1,708,805,190 | 528,745,337 | 276,225,038 | 1,181,323,498 | 133,527,017 | 346,385,524 | 4,175,011,604 |

TOTAL DISPOSITION ON ROUTES OUTSIDE THE MARKETING AREA BY POOL PLANTS

| 2000 | WHOLE MILK | FAT FREE MILK | LOW FAT MILK | REDUCED FAT MILK | CULTURED MILK | FLAVORED MILK&DRINKS | TOTAL OUT OF AREA |
|--------------|--------------------|----------------------|---------------------|-------------------------|----------------------|---------------------------------|--------------------------|
| January | 22,652,668 | 7,786,844 | 4,218,446 | 19,952,975 | 910,474 | 4,155,769 | 59,677,176 |
| February | 20,829,276 | 7,534,818 | 3,945,451 | 17,113,468 | 759,566 | 5,214,196 | 55,396,775 |
| March | 22,609,166 | 9,335,936 | 4,248,227 | 18,180,447 | 944,257 | 5,521,158 | 60,839,191 |
| April | 20,315,999 | 7,558,838 | 4,029,203 | 17,620,176 | 857,385 | 5,220,615 | 55,602,216 |
| May | 21,952,434 | 7,770,761 | 4,062,943 | 18,326,766 | 887,392 | 5,055,059 | 58,055,355 |
| June | 20,834,570 | 7,415,463 | 3,615,227 | 17,457,951 | 902,686 | 3,206,291 | 53,432,188 |
| July | 21,814,931 | 7,892,331 | 3,742,054 | 18,208,326 | 914,109 | 3,319,116 | 55,890,867 |
| August | 21,953,146 | 7,870,233 | 4,103,892 | 18,181,696 | 935,806 | 4,729,827 | 57,774,600 |
| September | 21,244,498 | 7,598,481 | 3,977,770 | 18,814,581 | 918,629 | 6,695,834 | 59,249,793 |
| October | 21,341,717 | 7,874,028 | 4,070,985 | 18,784,957 | 1,014,280 | 7,757,151 | 60,843,118 |
| November | 21,858,641 | 8,031,260 | 4,090,583 | 19,964,408 | 1,060,232 | 6,643,460 | 61,648,584 |
| December | 22,321,360 | 7,220,690 | 4,011,012 | 19,181,457 | 1,090,434 | 6,784,877 | 60,609,830 |
| Total | 259,728,406 | 93,889,683 | 48,115,793 | 221,787,208 | 11,195,250 | 64,303,353 | 699,019,693 |

TOTAL DISPOSITION ON ROUTES IN AND OUT OF THE MARKETING AREA BY POOL PLANTS

| 2000 | WHOLE MILK | FAT FREE MILK | LOW FAT MILK | REDUCED FAT MILK | CULTURED MILK | FLAVORED MILK&DRINKS | TOTAL SALES |
|--------------|----------------------|----------------------|---------------------|-------------------------|----------------------|---------------------------------|----------------------|
| January | 170,208,060 | 53,921,457 | 30,078,766 | 125,498,913 | 12,445,487 | 35,273,962 | 427,426,645 |
| February | 155,767,487 | 46,193,328 | 27,752,452 | 112,253,745 | 11,843,955 | 38,351,369 | 392,162,336 |
| March | 169,212,305 | 56,310,091 | 28,003,550 | 119,084,907 | 12,859,220 | 39,367,943 | 424,838,016 |
| April | 154,090,186 | 50,631,750 | 25,782,153 | 110,730,494 | 11,653,893 | 34,918,892 | 387,807,368 |
| May | 164,736,381 | 52,545,484 | 28,014,215 | 115,238,300 | 12,437,425 | 35,875,263 | 408,847,068 |
| June | 162,510,961 | 50,649,964 | 24,868,108 | 112,672,878 | 11,445,632 | 17,779,746 | 379,927,289 |
| July | 161,829,439 | 52,238,455 | 24,290,388 | 112,313,933 | 11,551,352 | 16,089,409 | 378,312,976 |
| August | 169,078,289 | 53,728,304 | 27,241,758 | 120,968,702 | 11,956,929 | 31,207,353 | 414,181,335 |
| September | 164,335,497 | 53,206,268 | 27,131,395 | 118,227,750 | 11,177,431 | 42,863,015 | 416,941,356 |
| October | 163,343,468 | 51,594,375 | 27,209,553 | 117,479,498 | 11,574,203 | 43,761,352 | 414,962,449 |
| November | 164,048,533 | 51,312,239 | 27,135,662 | 119,914,695 | 13,089,004 | 39,849,478 | 415,349,611 |
| December | 169,372,990 | 50,303,305 | 26,832,831 | 118,726,891 | 12,687,736 | 35,351,095 | 413,274,848 |
| Total | 1,968,533,596 | 622,635,020 | 324,340,831 | 1,403,110,706 | 144,722,267 | 410,688,877 | 4,874,031,297 |

**SOUTHEAST MARKETING AREA
FEDERAL ORDER NO. 7**

DISPOSITION ON ROUTES INSIDE THE MARKETING AREA BY NONPOOL PLANTS

| 2000 | WHOLE MILK | FAT FREE MILK | LOW FAT MILK | REDUCED FAT MILK | CULTURED MILK | FLAVORED MILK&DRINKS | TOTAL NONPOOL |
|--------------|--------------------|----------------------|---------------------|-------------------------|----------------------|---------------------------------|----------------------|
| January | 21,064,797 | 7,417,670 | 2,952,315 | 18,888,189 | 1,674,208 | 3,414,394 | 55,411,573 |
| February | 21,587,677 | 7,381,677 | 3,297,880 | 18,565,569 | 1,690,417 | 3,655,877 | 56,179,097 |
| March | 24,527,029 | 8,451,774 | 4,370,295 | 22,054,158 | 1,600,846 | 4,550,574 | 65,554,676 |
| April | 23,895,335 | 7,925,113 | 4,059,937 | 20,304,219 | 1,883,144 | 4,372,944 | 62,440,692 |
| May | 24,912,973 | 8,087,341 | 17,314,386 | 8,456,604 | 1,931,271 | 4,466,328 | 65,168,903 |
| June | 25,386,649 | 7,913,895 | 4,147,665 | 20,977,759 | 1,549,468 | 2,295,241 | 62,270,677 |
| July | 25,640,895 | 7,880,265 | 4,056,480 | 21,850,721 | 1,754,224 | 2,408,153 | 63,590,738 |
| August | 27,631,393 | 8,501,536 | 4,249,048 | 21,873,766 | 1,692,940 | 3,443,998 | 67,392,681 |
| September | 24,710,426 | 8,356,397 | 4,123,239 | 22,055,090 | 1,556,623 | 4,446,268 | 65,248,043 |
| October | 24,652,283 | 8,314,257 | 4,208,493 | 21,519,659 | 1,621,136 | 4,782,890 | 65,098,718 |
| November | 25,047,987 | 7,816,404 | 4,290,439 | 21,735,952 | 1,733,190 | 5,809,238 | 66,433,210 |
| December | 27,084,382 | 7,965,920 | 4,275,427 | 23,364,198 | 1,749,941 | 4,272,784 | 68,712,652 |
| Total | 296,141,826 | 96,012,249 | 61,345,604 | 241,645,884 | 20,437,408 | 47,918,689 | 763,501,660 |

DISPOSITION ON ROUTES INSIDE THE MARKETING AREA BY POOL PLANTS

| 2000 | WHOLE MILK | FAT FREE MILK | LOW FAT MILK | REDUCED FAT MILK | CULTURED MILK | FLAVORED MILK&DRINKS | TOTAL POOL |
|--------------|----------------------|----------------------|---------------------|-------------------------|----------------------|---------------------------------|----------------------|
| January | 147,555,392 | 46,134,613 | 25,860,320 | 105,545,938 | 11,535,013 | 31,118,193 | 367,749,469 |
| February | 134,938,211 | 38,658,510 | 23,807,001 | 95,140,277 | 11,084,389 | 33,137,173 | 336,765,561 |
| March | 146,603,139 | 46,974,155 | 23,755,323 | 100,904,460 | 11,914,963 | 33,846,785 | 363,998,825 |
| April | 133,774,187 | 43,072,912 | 21,752,950 | 93,110,318 | 10,796,508 | 29,698,277 | 332,205,152 |
| May | 142,783,947 | 44,774,723 | 23,951,272 | 96,911,534 | 11,550,033 | 30,820,204 | 350,791,713 |
| June | 141,676,391 | 43,234,501 | 21,252,881 | 95,214,927 | 10,542,946 | 14,573,455 | 326,495,101 |
| July | 140,014,508 | 44,346,124 | 20,548,334 | 94,105,607 | 10,637,243 | 12,770,293 | 322,422,109 |
| August | 147,125,143 | 45,858,071 | 23,137,866 | 102,787,006 | 11,021,123 | 26,477,526 | 356,406,735 |
| September | 143,090,999 | 45,607,787 | 23,153,625 | 99,413,169 | 10,258,802 | 36,167,181 | 357,691,563 |
| October | 142,001,751 | 43,720,347 | 23,138,568 | 98,694,541 | 10,559,923 | 36,004,201 | 354,119,331 |
| November | 142,189,892 | 43,280,979 | 23,045,079 | 99,950,287 | 12,028,772 | 33,206,018 | 353,701,027 |
| December | 147,051,630 | 43,082,615 | 22,821,819 | 99,545,434 | 11,597,302 | 28,566,218 | 352,665,018 |
| Total | 1,708,805,190 | 528,745,337 | 276,225,038 | 1,181,323,498 | 133,527,017 | 346,385,524 | 4,175,011,604 |

TOTAL DISPOSITION ON ROUTES INSIDE THE MARKETING AREA

| 2000 | WHOLE MILK | FAT FREE MILK | LOW FAT MILK | REDUCED FAT MILK | CULTURED MILK | FLAVORED MILK&DRINKS | TOTAL SALES |
|--------------|----------------------|----------------------|---------------------|-------------------------|----------------------|---------------------------------|----------------------|
| January | 168,620,189 | 53,552,283 | 28,812,635 | 124,434,127 | 13,209,221 | 34,532,587 | 423,161,042 |
| February | 156,525,888 | 46,040,187 | 27,104,881 | 113,705,846 | 12,774,806 | 36,793,050 | 392,944,658 |
| March | 171,130,168 | 55,425,929 | 28,125,618 | 122,958,618 | 13,515,809 | 38,397,359 | 429,553,501 |
| April | 157,669,522 | 50,998,025 | 25,812,887 | 113,414,537 | 12,679,652 | 34,071,221 | 394,645,844 |
| May | 167,696,920 | 52,862,064 | 41,265,658 | 105,368,138 | 13,481,304 | 35,286,532 | 415,960,616 |
| June | 167,063,040 | 51,148,396 | 25,400,546 | 116,192,686 | 12,092,414 | 16,868,696 | 388,765,778 |
| July | 165,655,403 | 52,226,389 | 24,604,814 | 115,956,328 | 12,391,467 | 15,178,446 | 386,012,847 |
| August | 174,756,536 | 54,359,607 | 27,386,914 | 124,660,772 | 12,714,063 | 29,921,524 | 423,799,416 |
| September | 167,801,425 | 53,964,184 | 27,276,864 | 121,468,259 | 11,815,425 | 40,613,449 | 422,939,606 |
| October | 166,654,034 | 52,034,604 | 27,347,061 | 120,214,200 | 12,181,059 | 40,787,091 | 419,218,049 |
| November | 167,237,879 | 51,097,383 | 27,335,518 | 121,686,239 | 13,761,962 | 39,015,256 | 420,134,237 |
| December | 174,136,012 | 51,048,535 | 27,097,246 | 122,909,632 | 13,347,243 | 32,839,002 | 421,377,670 |
| Total | 2,004,947,016 | 624,757,586 | 337,570,642 | 1,422,969,382 | 153,964,425 | 394,304,213 | 4,938,513,264 |

**SOUTHEAST MARKETING AREA
FEDERAL ORDER NO. 7**

TOTAL CLASS II UTILIZATION BY POOL HANDLERS

| 2000 | NONFLUID USED TO PRODUCE | SHRINKAGE | TRANSFERRED OR DIVERTED TO NONPOOL PLANTS | USED TO PRODUCE/ OTHER USES |
|--------------|-------------------------------------|------------------|--|--|
| January | 2,529,952 | 0 | 41,766,051 | 16,993,227 |
| February | 2,374,597 | 0 | 50,217,410 | 18,919,972 |
| March | 2,635,325 | 0 | 50,446,309 | 22,636,837 |
| April | 2,740,817 | 0 | 52,611,928 | 19,330,459 |
| May | 3,002,414 | 0 | 51,814,606 | 22,233,251 |
| June | 2,972,926 | 0 | 68,334,751 | 22,542,722 |
| July | 3,907,002 | 0 | 56,496,776 | 22,409,599 |
| August | 3,992,283 | 0 | 44,185,991 | 21,854,988 |
| September | 3,137,747 | 0 | 47,685,265 | 17,868,387 |
| October | 1,639,319 | 0 | 57,452,803 | 19,980,908 |
| November | 1,295,646 | 0 | 48,246,756 | 19,842,372 |
| December | 1,312,179 | 0 | 42,782,780 | 15,963,736 |
| Total | 31,540,207 | 0 | 612,041,426 | 240,576,458 |

TOTAL CLASS II UTILIZATION

| 2000 | PRODUCT POUNDS | BUTTERFAT POUNDS | BUTTERFAT TEST | DAILY UTILIZATION |
|--------------|---------------------------|-----------------------------|---------------------------|------------------------------|
| January | 61,289,230 | 4,444,309 | 7.25% | 1,977,072 |
| February | 71,511,979 | 5,498,203 | 7.69% | 2,465,930 |
| March | 75,718,471 | 6,272,867 | 8.28% | 2,442,531 |
| April | 74,683,204 | 5,811,563 | 7.78% | 2,489,440 |
| May | 77,050,271 | 6,314,902 | 8.20% | 2,485,493 |
| June | 93,850,399 | 6,218,957 | 6.63% | 3,128,347 |
| July | 82,813,377 | 6,207,132 | 7.50% | 2,671,399 |
| August | 70,033,262 | 5,786,471 | 8.26% | 2,259,137 |
| September | 68,691,399 | 5,686,460 | 8.28% | 2,289,713 |
| October | 79,073,030 | 6,324,079 | 8.00% | 2,550,743 |
| November | 69,384,774 | 6,006,726 | 8.66% | 2,312,826 |
| December | 60,058,695 | 4,801,368 | 7.99% | 1,937,377 |
| Total | 884,158,091 | 69,373,037 | 7.85% | 2,422,351 |

**SOUTHEAST MARKETING AREA
FEDERAL ORDER NO. 7**

TOTAL CLASS III UTILIZATION BY POOL HANDLERS

| 2000 | <u>SHRINKAGE</u> | <u>TRANSFERRED OR DIVERTED TO NONPOOL PLANTS</u> | <u>USED TO PRODUCE/ OTHER USES</u> |
|--------------|-------------------------|---|---|
| January | 7,841,796 | 98,460,324 | 4,579,070 |
| February | 7,676,659 | 88,881,954 | 5,180,345 |
| March | 7,860,884 | 110,500,339 | 5,141,577 |
| April | 7,530,304 | 111,163,945 | 4,911,680 |
| May | 7,933,970 | 125,282,129 | 4,947,934 |
| June | 7,469,453 | 109,134,111 | 4,955,735 |
| July | 7,164,613 | 81,624,308 | 4,964,741 |
| August | 7,548,062 | 68,385,687 | 5,808,663 |
| September | 7,852,100 | 73,453,791 | 5,338,203 |
| October | 7,899,787 | 87,366,980 | 5,439,894 |
| November | 7,382,723 | 91,397,604 | 5,177,807 |
| December | 8,321,195 | 83,595,349 | 5,772,847 |
| Total | 92,481,546 | 1,129,246,521 | 62,218,496 |

TOTAL CLASS III UTILIZATION

| 2000 | <u>PRODUCT POUNDS</u> | <u>BUTTERFAT POUNDS</u> | <u>BUTTERFAT TEST</u> | <u>DAILY AVERAGE UTILIZATION</u> |
|--------------|----------------------------------|------------------------------------|----------------------------------|---|
| January | 110,881,190 | 5,758,545 | 5.19% | 3,576,813 |
| February | 101,738,958 | 4,488,616 | 4.41% | 3,508,240 |
| March | 123,502,800 | 5,260,969 | 4.26% | 3,983,961 |
| April | 123,605,929 | 4,954,621 | 4.01% | 4,120,198 |
| May | 138,164,033 | 5,271,906 | 3.82% | 4,456,904 |
| June | 121,559,299 | 4,923,277 | 4.05% | 4,051,977 |
| July | 93,753,662 | 3,911,690 | 4.17% | 3,024,312 |
| August | 81,742,412 | 3,516,893 | 4.30% | 2,636,852 |
| September | 86,644,094 | 3,806,520 | 4.39% | 2,888,136 |
| October | 100,706,661 | 4,521,042 | 4.49% | 3,248,602 |
| November | 103,958,134 | 4,482,164 | 4.31% | 3,465,271 |
| December | 97,689,391 | 4,626,852 | 4.74% | 3,151,271 |
| Total | 1,283,946,563 | 55,523,095 | 4.32% | 3,517,662 |

**SOUTHEAST MARKETING AREA
FEDERAL ORDER NO. 7**

TOTAL CLASS IV UTILIZATION BY POOL HANDLERS

| 2000 | ENDING INVENTORY | NONFLUID USED TO FORTIFY | SHRINKAGE | TRANSFERRED OR DIVERTED TO NONPOOL PLANTS | USED TO PRODUCE/ OTHER USES |
|--------------|-------------------------|---------------------------------|------------------|--|------------------------------------|
| January | 20,615,822 | 1,780,800 | 0 | 59,337,826 | 19,873,216 |
| February | 19,019,745 | 1,777,723 | 0 | 48,727,549 | 20,030,092 |
| March | 12,757,164 | 1,943,414 | 0 | 49,523,254 | 24,229,278 |
| April | 31,244,915 | 1,775,893 | 19,836 | 62,292,918 | 21,506,990 |
| May | 20,040,034 | 1,956,900 | 0 | 49,975,872 | 17,994,662 |
| June | 9,832,030 | 1,987,142 | 0 | 21,344,161 | 4,256,622 |
| July | 28,324,397 | 1,858,291 | 0 | 16,028,602 | 0 |
| August | 19,837,410 | 2,080,608 | 0 | 20,925,081 | 0 |
| September | 15,550,476 | 2,007,539 | 0 | 19,271,480 | 0 |
| October | 19,150,369 | 2,323,975 | 0 | 42,134,765 | 0 |
| November | 19,426,429 | 4,022,145 | 0 | 30,159,855 | 3,755,755 |
| December | 25,629,946 | 4,324,087 | 7,218 | 50,741,536 | 9,473,641 |
| Total | 241,428,737 | 27,838,517 | 27,054 | 470,462,899 | 121,120,256 |

TOTAL CLASS IV UTILIZATION

| 2000 | PRODUCT POUNDS | BUTTERFAT POUNDS | BUTTERFAT TEST | DAILY UTILIZATION |
|--------------|-----------------------|-------------------------|-----------------------|--------------------------|
| January | 101,607,664 | 7,152,424 | 7.04% | 3,277,667 |
| February | 89,555,109 | 6,554,349 | 7.32% | 3,088,107 |
| March | 88,453,110 | 5,755,260 | 6.51% | 2,853,326 |
| April | 116,840,552 | 6,342,961 | 5.43% | 3,894,685 |
| May | 89,967,468 | 5,397,397 | 6.00% | 2,902,176 |
| June | 37,419,955 | 3,488,194 | 9.32% | 1,247,332 |
| July | 46,211,290 | 3,385,405 | 7.33% | 1,490,687 |
| August | 42,843,099 | 4,003,505 | 9.34% | 1,382,035 |
| September | 36,829,495 | 4,123,534 | 11.20% | 1,227,650 |
| October | 63,609,109 | 5,463,534 | 8.59% | 2,051,907 |
| November | 57,364,184 | 5,505,317 | 9.60% | 1,912,139 |
| December | 90,176,428 | 7,141,376 | 7.92% | 2,908,917 |
| Total | 860,877,463 | 64,313,256 | 7.47% | 2,358,568 |

**SOUTHEAST MARKETING AREA
FEDERAL ORDER NO. 7
ANNOUNCED FEDERAL ORDER CLASS & UNIFORM PRICES**

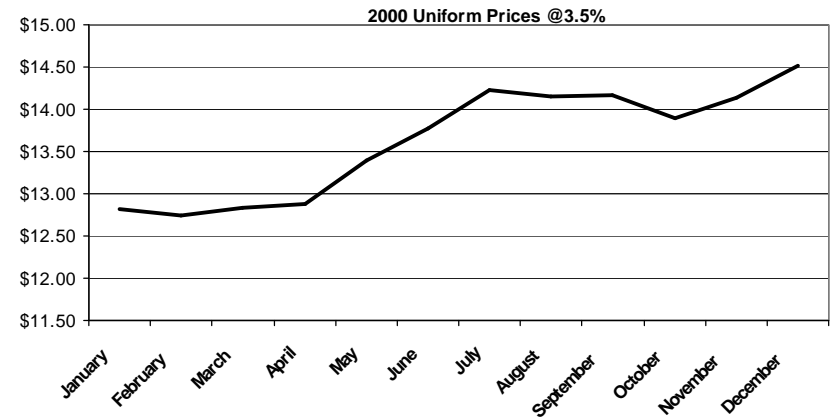
| | CLASS I* | | |
|----------------|-----------------|------------------|--------------------|
| 2000 | Skim | Butterfat | Milk @ 3.5% |
| January | \$10.82 | \$1.0164 | \$14.00 |
| February | \$10.82 | \$0.9612 | \$13.81 |
| March | \$10.81 | \$1.0023 | \$13.94 |
| April | \$10.80 | \$1.0299 | \$14.03 |
| May | \$10.80 | \$1.1869 | \$14.58 |
| June | \$10.80 | \$1.2505 | \$14.80 |
| July | \$10.81 | \$1.4665 | \$15.56 |
| August | \$10.80 | \$1.3223 | \$15.05 |
| September | \$10.80 | \$1.2901 | \$14.94 |
| October | \$10.86 | \$1.2876 | \$14.99 |
| November | \$10.84 | \$1.2745 | \$14.92 |
| December | \$10.85 | \$1.3593 | \$15.23 |
| Average | \$10.82 | \$1.2040 | \$14.65 |

| | CLASS II | | |
|----------------|-----------------|------------------|--------------------|
| 2000 | Skim | Butterfat | Milk @ 3.5% |
| January | \$8.42 | \$0.9436 | \$11.43 |
| February | \$8.42 | \$0.9658 | \$11.51 |
| March | \$8.41 | \$1.0261 | \$11.71 |
| April | \$8.40 | \$1.1422 | \$12.10 |
| May | \$8.40 | \$1.2924 | \$12.63 |
| June | \$8.40 | \$1.4198 | \$13.08 |
| July | \$8.41 | \$1.2761 | \$12.58 |
| August | \$8.40 | \$1.2729 | \$12.56 |
| September | \$8.40 | \$1.2777 | \$12.58 |
| October | \$8.46 | \$1.2514 | \$12.54 |
| November | \$8.44 | \$1.5815 | \$13.68 |
| December | \$8.45 | \$1.6604 | \$13.97 |
| Average | \$8.42 | \$1.2592 | \$12.53 |

| | CLASS III | | |
|----------------|------------------|------------------|--------------------|
| 2000 | Skim | Butterfat | Milk @ 3.5% |
| January | \$7.02 | \$0.9366 | \$10.05 |
| February | \$6.41 | \$0.9588 | \$9.54 |
| March | \$6.19 | \$1.0191 | \$9.54 |
| April | \$5.63 | \$1.1352 | \$9.41 |
| May | \$5.05 | \$1.2854 | \$9.37 |
| June | \$4.68 | \$1.4128 | \$9.46 |
| July | \$6.44 | \$1.2691 | \$10.66 |
| August | \$5.91 | \$1.2659 | \$10.13 |
| September | \$6.54 | \$1.2707 | \$10.76 |
| October | \$5.87 | \$1.2444 | \$10.02 |
| November | \$3.17 | \$1.5745 | \$8.57 |
| December | \$3.71 | \$1.6534 | \$9.37 |
| Average | \$5.55 | \$1.2522 | \$9.74 |

| | CLASS IV | | |
|----------------|-----------------|------------------|--------------------|
| 2000 | Skim | Butterfat | Milk @ 3.5% |
| January | \$7.72 | \$0.9366 | \$10.73 |
| February | \$7.71 | \$0.9588 | \$10.80 |
| March | \$7.70 | \$1.0191 | \$11.00 |
| April | \$7.68 | \$1.1352 | \$11.38 |
| May | \$7.68 | \$1.2854 | \$11.91 |
| June | \$7.70 | \$1.4128 | \$12.38 |
| July | \$7.70 | \$1.2691 | \$11.87 |
| August | \$7.71 | \$1.2659 | \$11.87 |
| September | \$7.76 | \$1.2707 | \$11.94 |
| October | \$7.73 | \$1.2444 | \$11.81 |
| November | \$7.76 | \$1.5745 | \$13.00 |
| December | \$7.75 | \$1.6534 | \$13.27 |
| Average | \$7.72 | \$1.2522 | \$11.83 |

| | UNIFORM* | | |
|----------------|-----------------|------------------|--------------------|
| 2000 | Skim | Butterfat | Milk @ 3.5% |
| January | \$9.78 | \$0.9663 | \$12.82 |
| February | \$9.72 | \$0.9606 | \$12.74 |
| March | \$9.62 | \$1.0138 | \$12.83 |
| April | \$9.36 | \$1.0996 | \$12.88 |
| May | \$9.36 | \$1.2488 | \$13.40 |
| June | \$9.39 | \$1.3470 | \$13.78 |
| July | \$9.84 | \$1.3525 | \$14.23 |
| August | \$9.98 | \$1.2924 | \$14.15 |
| September | \$10.03 | \$1.2801 | \$14.16 |
| October | \$9.82 | \$1.2622 | \$13.89 |
| November | \$9.39 | \$1.4523 | \$14.14 |
| December | \$9.46 | \$1.5365 | \$14.51 |
| Average | \$9.65 | \$1.2343 | \$13.63 |



* Class 1 and Uniform Prices are at Fulton County (Atlanta), Georgia

**SOUTHEAST MARKETING AREA
FEDERAL ORDER NO. 7**

**NASS DAIRY PRODUCT PRICE AVERAGES USED IN
FEDERAL MILK ORDER PRICE FORMULAS**

Class I (Skim, Bfat), Class II (Skim, Nonfat Solids)

| 2000 | <u>Weeks Ending</u> | <u>Butter</u> | <u>Nonfat Dry Milk</u> | <u>Cheese</u> | <u>Dry Whey</u> |
|-------------------|----------------------------|----------------------|-----------------------------------|----------------------|------------------------|
| Dollars per pound | | | | | |
| January | 12/11, 18 | \$0.9220 | 1.0125 | 1.1268 | 0.1870 |
| February | 1/8, 15 | \$0.8768 | 1.0114 | 1.1696 | 0.1859 |
| March | 2/5, 12 | \$0.9105 | 1.0104 | 1.1084 | 0.1800 |
| April | 3/4, 11 | \$0.9331 | 1.0098 | 1.1073 | 0.1771 |
| May | 4/8, 15 | \$1.0618 | 1.0096 | 1.1035 | 0.1774 |
| June | 5/6, 13 | \$1.1140 | 1.0100 | 1.1011 | 0.1755 |
| July | 6/10, 17 | \$1.2911 | 1.0106 | 1.1060 | 0.1794 |
| August | 7/8, 15 | \$1.1729 | 1.0093 | 1.2269 | 0.1893 |
| September | 8/5, 12 | \$1.1465 | 1.0091 | 1.1847 | 0.1940 |
| October | 9/9, 16 | \$1.1444 | 1.0168 | 1.2380 | 0.1856 |
| November | 10/7, 14 | \$1.1337 | 1.0143 | 1.2012 | 0.1820 |
| December | 11/4, 11 | \$1.2032 | 1.0157 | 1.0259 | 0.1881 |

Class II (Bfat), Class III, Class IV, Components

| 2000 | <u>Weeks Ending</u> | <u>Butter</u> | <u>Nonfat Dry Milk</u> | <u>Cheese</u> | <u>Dry Whey</u> |
|-------------------|----------------------------|----------------------|-----------------------------------|----------------------|------------------------|
| Dollars per pound | | | | | |
| January | 1/1, 8, 15, 22, 29 | \$0.8820 | 1.0115 | 1.1517 | 0.1857 |
| February | 2/5, 12, 19, 26 | \$0.9002 | 1.0106 | 1.1067 | 0.1788 |
| March | 3/4, 11, 18, 25 | \$0.9497 | 1.0094 | 1.1093 | 0.1780 |
| April | 4/1, 8, 15, 22, 29 | \$1.0449 | 1.0078 | 1.1011 | 0.1765 |
| May | 5/6, 13, 20, 27 | \$1.1680 | 1.0071 | 1.1022 | 0.1760 |
| June | 6/3, 10, 17, 24 | \$1.2725 | 1.0097 | 1.1137 | 0.1794 |
| July | 7/1, 8, 15, 22, 29 | \$1.1547 | 1.0102 | 1.2189 | 0.1909 |
| August | 8/5, 12, 19, 26 | \$1.1520 | 1.0108 | 1.1660 | 0.1929 |
| September | 9/2, 9, 16, 23 | \$1.1560 | 1.0166 | 1.2315 | 0.1856 |
| October | 9/30, 10/7, 14, 21, 28 | \$1.1344 | 1.0127 | 1.1602 | 0.1826 |
| November | 11/4, 11, 18, 25 | \$1.4051 | 1.0159 | 1.0245 | 0.1917 |
| December | 12/2, 9, 16, 23, 30 | \$1.4698 | 1.0158 | 1.0898 | 0.2172 |

Producer Milk By County/State
(More Than Two Producers Per County)
 Federal Order No. 7
 May 2000

Alabama

| County Name | Code | No. Farms | Total Pounds |
|--------------------------|-------------|------------------|---------------------|
| Baldwin | 3 | 3 | 327,242 |
| Blount | 9 | 5 | 915,326 |
| Clay | 27 | 3 | 502,919 |
| Coffee | 31 | 3 | 1,599,773 |
| Covington | 39 | 4 | 879,786 |
| Cullman | 43 | 11 | 3,514,199 |
| De kalb | 49 | 5 | 601,436 |
| Elmore | 51 | 6 | 811,144 |
| Etowah | 55 | 4 | 1,004,277 |
| Fayette | 57 | 5 | 809,887 |
| Hale | 65 | 5 | 905,859 |
| Lamar | 75 | 6 | 768,283 |
| Lauderdale | 77 | 3 | 532,905 |
| Lawrence | 79 | 6 | 526,858 |
| Limestone | 83 | 4 | 658,753 |
| Madison | 89 | 4 | 290,161 |
| Marengo | 91 | 4 | 2,126,691 |
| Mobile | 97 | 6 | 1,351,390 |
| Morgan | 103 | 7 | 2,067,859 |
| Perry | 105 | 3 | 522,748 |
| Pickens | 107 | 3 | 141,004 |
| Shelby | 117 | 4 | 995,821 |
| Tuscaloosa | 125 | 4 | 675,382 |
| Winston | 133 | 6 | 945,854 |
| Restricted | 999 | 31 | 7,299,588 |
| Total for Alabama | | 145 | 30,775,145 |

Arkansas

| County Name | Code | No. Farms | Total Pounds |
|--------------------|-------------|------------------|---------------------|
| Benton | 7 | 50 | 5,495,171 |
| Boone | 9 | 16 | 869,660 |
| Carroll | 15 | 26 | 2,223,038 |
| Cleburne | 23 | 11 | 2,194,485 |
| Conway | 29 | 30 | 4,886,810 |
| Faulkner | 45 | 18 | 3,651,187 |
| Franklin | 47 | 15 | 2,044,118 |
| Fulton | 49 | 15 | 1,019,379 |
| Izard | 65 | 6 | 402,971 |
| Logan | 83 | 23 | 1,912,162 |
| Lonoke | 85 | 13 | 2,013,009 |
| Madison | 87 | 23 | 1,545,188 |
| Marion | 89 | 4 | 597,754 |
| Saline | 125 | 3 | 257,283 |
| Scott | 127 | 3 | 155,613 |
| Searcy | 129 | 20 | 2,263,376 |

| County Name | Code | No. Farms | Total Pounds |
|---------------------------|-------------|------------------|---------------------|
| Sebastian | 131 | 3 | 287,117 |
| Stone | 137 | 5 | 471,509 |
| Van buren | 141 | 26 | 2,425,178 |
| Washington | 143 | 50 | 4,448,849 |
| White | 145 | 21 | 1,679,283 |
| Yell | 149 | 5 | 396,126 |
| Restricted | 999 | 30 | 3,760,031 |
| Total for Arkansas | | <u>416</u> | <u>44,999,297</u> |

Florida

| County Name | Code | No. Farms | Total Pounds |
|--------------------------|-------------|------------------|---------------------|
| Escambia | 33 | 6 | 1,521,633 |
| Holmes | 59 | 9 | 1,370,542 |
| Jackson | 63 | 12 | 3,288,230 |
| Restricted | 999 | 6 | 1,101,774 |
| Total for Florida | | <u>33</u> | <u>7,282,179</u> |

Georgia

| County Name | Code | No. Farms | Total Pounds |
|--------------------|-------------|------------------|---------------------|
| Bibb | 21 | 3 | 357,641 |
| Burke | 33 | 3 | 149,238 |
| Carroll | 45 | 6 | 643,576 |
| Colquitt | 71 | 4 | 893,367 |
| Coweta | 77 | 3 | 355,367 |
| Elbert | 105 | 5 | 2,097,712 |
| Gilmer | 123 | 4 | 994,590 |
| Gordon | 129 | 3 | 184,614 |
| Greene | 133 | 22 | 4,823,840 |
| Hall | 139 | 7 | 1,575,282 |
| Houston | 153 | 4 | 987,877 |
| Jasper | 159 | 4 | 1,041,163 |
| Jefferson | 163 | 9 | 445,516 |
| Jenkins | 165 | 3 | 119,768 |
| Jones | 169 | 5 | 1,728,670 |
| Lamar | 171 | 5 | 1,411,014 |
| Laurens | 175 | 4 | 600,729 |
| Macon | 193 | 34 | 4,175,950 |
| Mitchell | 205 | 3 | 1,869,932 |
| Monroe | 207 | 8 | 1,598,651 |
| Morgan | 211 | 37 | 7,376,653 |
| Oglethorpe | 221 | 6 | 1,348,574 |
| Polk | 233 | 5 | 427,908 |
| Putnam | 237 | 44 | 11,015,557 |
| Sumter | 261 | 3 | 2,026,299 |
| Taliaferro | 265 | 5 | 658,416 |
| Tift | 277 | 4 | 756,368 |
| Troup | 285 | 4 | 498,473 |
| Union | 291 | 4 | 59,384 |
| Walker | 295 | 10 | 1,021,015 |
| Warren | 301 | 5 | 427,692 |
| Washington | 303 | 4 | 252,481 |

| County Name | Code | No. Farms | Total Pounds |
|--------------------------|-------------|------------------|---------------------|
| White | 311 | 4 | 612,400 |
| Wilcox | 315 | 4 | 1,095,407 |
| Wilkes | 317 | 12 | 2,523,172 |
| Restricted | 999 | 60 | 12,719,891 |
| Total for Georgia | | <u>350</u> | <u>68,874,187</u> |

Illinois

Restricted

Indiana

Restricted

Kansas

| County Name | Code | No. Farms | Total Pounds |
|-------------------------|-------------|------------------|---------------------|
| Allen | 1 | 10 | 1,548,597 |
| Anderson | 3 | 8 | 869,131 |
| Bourbon | 11 | 6 | 533,461 |
| Crawford | 37 | 4 | 662,448 |
| Elk | 49 | 3 | 158,219 |
| Franklin | 59 | 9 | 1,298,368 |
| Labette | 99 | 6 | 409,303 |
| Linn | 107 | 4 | 585,595 |
| Mcperson | 113 | 5 | 708,273 |
| Marion | 115 | 4 | 418,271 |
| Montgomery | 125 | 5 | 435,992 |
| Neosho | 133 | 14 | 1,415,459 |
| Reno | 155 | 5 | 416,837 |
| Restricted | 999 | 11 | 7,405,836 |
| Total for Kansas | | <u>94</u> | <u>16,865,790</u> |

Kentucky

| County Name | Code | No. Farms | Total Pounds |
|--------------------|-------------|------------------|---------------------|
| Adair | 1 | 40 | 3,049,999 |
| Allen | 3 | 7 | 286,233 |
| Ballard | 7 | 3 | 383,890 |
| Barren | 9 | 69 | 5,466,568 |
| Breckinridge | 27 | 7 | 122,375 |
| Calloway | 35 | 5 | 1,048,082 |
| Carlisle | 39 | 9 | 752,447 |
| Christian | 47 | 31 | 2,095,763 |
| Cumberland | 57 | 3 | 182,084 |
| Edmonson | 61 | 9 | 412,960 |
| Graves | 83 | 16 | 1,716,388 |
| Grayson | 85 | 13 | 252,823 |
| Green | 87 | 21 | 1,010,469 |
| Hardin | 93 | 9 | 681,544 |
| Hart | 99 | 43 | 1,493,101 |
| Hickman | 105 | 3 | 411,997 |
| Larue | 123 | 9 | 494,765 |
| Logan | 141 | 27 | 4,039,469 |

| County Name | Code | No. Farms | Total Pounds |
|---------------------------|-------------|------------------|---------------------|
| Metcalfe | 169 | 44 | 2,156,600 |
| Monroe | 171 | 24 | 1,468,250 |
| Russell | 207 | 10 | 544,866 |
| Simpson | 213 | 11 | 1,597,939 |
| Taylor | 217 | 12 | 995,740 |
| Todd | 219 | 35 | 4,142,748 |
| Warren | 227 | 24 | 2,298,500 |
| Restricted | 999 | 7 | 524,755 |
| Total for Kentucky | | <u>491</u> | <u>37,630,355</u> |

Louisiana

| County Name | Code | No. Farms | Total Pounds |
|----------------------------|-------------|------------------|---------------------|
| Beauregard | 11 | 11 | 1,177,969 |
| Claiborne | 27 | 3 | 596,569 |
| De soto | 31 | 32 | 6,954,142 |
| East baton rouge | 33 | 5 | 806,490 |
| East feliciana | 37 | 5 | 1,325,983 |
| Livingston | 63 | 4 | 351,106 |
| Rapides | 79 | 3 | 386,222 |
| Sabine | 85 | 5 | 718,427 |
| St. helena | 91 | 40 | 5,678,536 |
| St. Landry | 97 | 3 | 288,015 |
| St. tammany | 103 | 4 | 231,473 |
| Tangipahoa | 105 | 183 | 25,860,903 |
| Union | 111 | 3 | 242,589 |
| Vernon | 115 | 3 | 558,428 |
| Washington | 117 | 134 | 16,346,298 |
| Restricted | 999 | 10 | 989,235 |
| Total for Louisiana | | <u>448</u> | <u>62,512,385</u> |

Maryland

Restricted

Mississippi

Restricted

Missouri

| County Name | Code | No. Farms | Total Pounds |
|--------------------|-------------|------------------|---------------------|
| Barry | 9 | 54 | 5,088,968 |
| Barton | 11 | 9 | 714,326 |
| Bates | 13 | 3 | 136,706 |
| Benton | 15 | 10 | 822,230 |
| Callaway | 27 | 3 | 30,776 |
| Camden | 29 | 9 | 624,743 |
| Cape girardeau | 31 | 17 | 2,821,707 |
| Cedar | 39 | 7 | 728,677 |
| Christian | 43 | 49 | 4,055,558 |
| Cole | 51 | 4 | 10,469 |
| Cooper | 53 | 5 | 542,061 |
| Dade | 57 | 10 | 1,013,617 |

| County Name | Code | No. Farms | Total Pounds |
|---------------------------|-------------|------------------|---------------------|
| Dallas | 59 | 72 | 6,347,185 |
| Douglas | 67 | 87 | 6,359,345 |
| Greene | 77 | 41 | 3,677,386 |
| Hickory | 85 | 10 | 952,754 |
| Howell | 91 | 65 | 7,396,453 |
| Jasper | 97 | 32 | 4,233,333 |
| Johnson | 101 | 7 | 282,499 |
| Laclede | 105 | 85 | 8,644,378 |
| Lafayette | 107 | 16 | 1,545,678 |
| Lawrence | 109 | 90 | 9,924,883 |
| Mcdonald | 119 | 22 | 2,021,302 |
| Moniteau | 135 | 8 | 24,702 |
| Morgan | 141 | 13 | 64,969 |
| Newton | 145 | 37 | 3,436,425 |
| Oregon | 149 | 16 | 1,457,754 |
| Ozark | 153 | 53 | 4,633,082 |
| Perry | 157 | 21 | 1,668,725 |
| Pettis | 159 | 13 | 830,644 |
| Polk | 167 | 67 | 7,763,142 |
| St. clair | 185 | 5 | 346,885 |
| St. francois | 187 | 3 | 154,193 |
| Shannon | 203 | 3 | 248,164 |
| Stone | 209 | 33 | 3,344,127 |
| Taney | 213 | 7 | 410,511 |
| Texas | 215 | 83 | 8,747,957 |
| Vernon | 217 | 3 | 215,093 |
| Webster | 225 | 127 | 12,090,424 |
| Wright | 229 | 206 | 20,446,416 |
| Restricted | 999 | 20 | 2,110,639 |
| Total for Missouri | | <u>1,425</u> | <u>135,968,886</u> |

Nebraska

Restricted

New Mexico

Restricted

Oklahoma

| County Name | Code | No. Farms | Total Pounds |
|--------------------|-------------|------------------|---------------------|
| Adair | 1 | 72 | 8,125,196 |
| Bryan | 13 | 7 | 7,808,785 |
| Cherokee | 21 | 22 | 1,881,364 |
| Coal | 29 | 8 | 544,316 |
| Craig | 35 | 10 | 1,033,097 |
| Delaware | 41 | 36 | 4,099,143 |
| McIntosh | 91 | 6 | 468,696 |
| Mayes | 97 | 58 | 5,706,530 |
| Muskogee | 101 | 9 | 1,598,189 |
| Nowata | 105 | 8 | 324,088 |
| Ottawa | 115 | 17 | 2,064,913 |
| Rogers | 131 | 13 | 954,774 |
| Tulsa | 143 | 3 | 174,756 |
| Wagoner | 145 | 8 | 995,681 |

| County Name | Code | No. Farms | Total Pounds |
|---------------------------|------|------------|-------------------|
| Washington | 147 | 3 | 81,897 |
| Restricted | 999 | 16 | 2,557,918 |
| Total for Oklahoma | | <u>296</u> | <u>38,419,343</u> |

Pennsylvania

Restricted

Tennessee

| County Name | Code | No. Farms | Total Pounds |
|----------------------------|------|------------|-------------------|
| Bedford | 3 | 15 | 2,478,066 |
| Bledsoe | 7 | 6 | 380,065 |
| Bradley | 11 | 15 | 222,065 |
| Cannon | 15 | 9 | 688,562 |
| Carroll | 17 | 3 | 66,256 |
| Coffee | 31 | 7 | 911,411 |
| Cumberland | 35 | 3 | 446,987 |
| Fayette | 47 | 4 | 689,557 |
| Franklin | 51 | 14 | 2,156,799 |
| Gibson | 53 | 3 | 306,964 |
| Giles | 55 | 27 | 2,851,182 |
| Grundy | 61 | 4 | 196,586 |
| Hamilton | 65 | 3 | 71,040 |
| Henry | 79 | 25 | 2,862,529 |
| Lawrence | 99 | 29 | 3,596,836 |
| Lincoln | 103 | 21 | 2,809,737 |
| Loudon | 105 | 3 | 39,066 |
| Mcminn | 107 | 8 | 55,957 |
| Marshall | 117 | 43 | 6,498,290 |
| Mauzy | 119 | 22 | 3,481,263 |
| Monroe | 123 | 9 | 144,927 |
| Montgomery | 125 | 3 | 336,291 |
| Overton | 133 | 14 | 1,314,631 |
| Robertson | 147 | 21 | 4,270,462 |
| Rutherford | 149 | 11 | 1,462,335 |
| Sequatchie | 153 | 3 | 152,364 |
| Sumner | 165 | 17 | 1,712,934 |
| Warren | 177 | 19 | 1,944,024 |
| Weakley | 183 | 11 | 1,397,382 |
| White | 185 | 8 | 1,317,356 |
| Williamson | 187 | 11 | 1,431,776 |
| Wilson | 189 | 4 | 211,596 |
| Restricted | 999 | 16 | 1,907,592 |
| Total for Tennessee | | <u>411</u> | <u>48,412,888</u> |

Texas

| County Name | Code | No. Farms | Total Pounds |
|-------------|------|-----------|--------------|
| Anderson | 1 | 4 | 818,723 |
| Bowie | 37 | 6 | 3,473,942 |
| Camp | 63 | 7 | 1,555,109 |
| Cherokee | 73 | 23 | 8,476,058 |
| Delta | 119 | 3 | 604,284 |

| County Name | Code | No. Farms | Total Pounds |
|------------------------|-------------|------------------|---------------------|
| Fannin | 147 | 3 | 217,376 |
| Franklin | 159 | 18 | 4,038,011 |
| Hopkins | 223 | 174 | 35,224,436 |
| Hunt | 231 | 4 | 336,043 |
| Johnson | 251 | 7 | 1,096,141 |
| Lamar | 277 | 3 | 1,219,124 |
| Nacogdoches | 347 | 9 | 1,153,292 |
| Panola | 365 | 3 | 424,173 |
| Rains | 379 | 18 | 3,379,076 |
| Rusk | 401 | 5 | 660,181 |
| Upshur | 459 | 24 | 6,645,014 |
| Van zandt | 467 | 15 | 6,751,212 |
| Wood | 499 | 42 | 9,816,993 |
| Restricted | 999 | 14 | 5,502,713 |
| Total for Texas | | <u>382</u> | <u>91,391,901</u> |

| | | |
|----------------------------------|------------------|---------------------|
| | No. Farms | Total Pounds |
| Unrestricted States Total | <u>4,491</u> | <u>583,132,356</u> |
| Restricted States Total | <u>404</u> | <u>79,802,834</u> |
| Order 7 Total | <u>4,895</u> | <u>662,935,190</u> |

**Producer Milk By County/State
(More Than Two Producers Per County)**

Federal Order No. 7

December 2000

Alabama

| County Name | Code | No. Farms | Total Pounds |
|--------------------------|-------------|------------------|---------------------|
| Blount | 9 | 4 | 582,394 |
| Chambers | 17 | 3 | 164,083 |
| Clay | 27 | 3 | 404,189 |
| Coffee | 31 | 3 | 1,503,937 |
| Covington | 39 | 4 | 843,311 |
| Cullman | 43 | 11 | 3,081,418 |
| De kalb | 49 | 5 | 503,739 |
| Elmore | 51 | 4 | 405,370 |
| Etowah | 55 | 4 | 817,179 |
| Fayette | 57 | 4 | 829,853 |
| Hale | 65 | 5 | 832,757 |
| Lamar | 75 | 5 | 630,631 |
| Lauderdale | 77 | 3 | 584,147 |
| Lawrence | 79 | 6 | 454,913 |
| Limestone | 83 | 4 | 493,468 |
| Madison | 89 | 4 | 286,371 |
| Marengo | 91 | 4 | 1,707,210 |
| Mobile | 97 | 5 | 1,217,571 |
| Morgan | 103 | 8 | 2,474,829 |
| Pickens | 107 | 3 | 161,097 |
| Shelby | 117 | 3 | 586,446 |
| Tuscaloosa | 125 | 3 | 495,464 |
| Winston | 133 | 6 | 720,069 |
| Restricted | 999 | 31 | 6,332,675 |
| Total for Alabama | | <u>135</u> | <u>26,113,121</u> |

Arkansas

| County Name | Code | No. Farms | Total Pounds |
|--------------------|-------------|------------------|---------------------|
| Benton | 7 | 45 | 3,288,676 |
| Boone | 9 | 14 | 672,464 |
| Carroll | 15 | 23 | 1,464,547 |
| Cleburne | 23 | 10 | 2,060,375 |
| Conway | 29 | 28 | 2,606,758 |
| Faulkner | 45 | 17 | 2,979,180 |
| Franklin | 47 | 13 | 1,407,675 |
| Fulton | 49 | 15 | 755,111 |
| Izard | 65 | 7 | 247,886 |
| Logan | 83 | 20 | 1,288,968 |
| Lonoke | 85 | 12 | 1,525,586 |
| Madison | 87 | 23 | 1,136,469 |
| Marion | 89 | 4 | 398,136 |
| Saline | 125 | 3 | 165,602 |
| Scott | 127 | 3 | 109,834 |
| Searcy | 129 | 20 | 1,483,212 |
| Stone | 137 | 5 | 305,289 |

| County Name | Code | No. Farms | Total Pounds |
|---------------------------|-------------|------------------|---------------------|
| Van buren | 141 | 27 | 1,891,182 |
| Washington | 143 | 46 | 3,260,382 |
| White | 145 | 17 | 1,310,510 |
| Yell | 149 | 5 | 293,568 |
| Restricted | 999 | 27 | 2,810,319 |
| Total for Arkansas | | <u>384</u> | <u>31,461,729</u> |

Florida

| County Name | Code | No. Farms | Total Pounds |
|--------------------------|-------------|------------------|---------------------|
| Escambia | 33 | 6 | 1,386,254 |
| Restricted | 999 | 10 | 872,827 |
| Total for Florida | | <u>16</u> | <u>2,259,081</u> |

Georgia

| County Name | Code | No. Farms | Total Pounds |
|--------------------------|-------------|------------------|---------------------|
| Bibb | 21 | 3 | 275,760 |
| Burke | 33 | 3 | 682,899 |
| Carroll | 45 | 6 | 214,590 |
| Coweta | 77 | 3 | 131,231 |
| Elbert | 105 | 5 | 1,993,343 |
| Gilmer | 123 | 3 | 646,551 |
| Gordon | 129 | 3 | 153,222 |
| Greene | 133 | 22 | 4,716,131 |
| Hall | 139 | 8 | 1,695,676 |
| Houston | 153 | 4 | 656,427 |
| Jasper | 159 | 4 | 906,452 |
| Jefferson | 163 | 6 | 913,307 |
| Jenkins | 165 | 9 | 741,343 |
| Lamar | 171 | 5 | 1,345,647 |
| Laurens | 175 | 4 | 665,789 |
| Macon | 193 | 21 | 3,409,337 |
| Mitchell | 205 | 4 | 590,582 |
| Monroe | 207 | 8 | 1,052,521 |
| Morgan | 211 | 39 | 7,951,624 |
| Oglethorpe | 221 | 4 | 1,325,386 |
| Pike | 231 | 3 | 435,277 |
| Polk | 233 | 5 | 339,871 |
| Putnam | 237 | 43 | 10,151,105 |
| Taliaferro | 265 | 5 | 563,696 |
| Troup | 285 | 4 | 258,030 |
| Walker | 295 | 10 | 926,040 |
| Warren | 301 | 5 | 857,065 |
| Washington | 303 | 3 | 726,728 |
| White | 311 | 3 | 434,154 |
| Wilkes | 317 | 10 | 2,149,006 |
| Restricted | 999 | 58 | 11,634,662 |
| Total for Georgia | | <u>313</u> | <u>58,543,452</u> |

| County Name | Code | No. Farms | Total Pounds |
|-----------------|------|-----------|--------------|
| Illinois | | | |
| Restricted | | | |

Indiana
Restricted

Kansas

| County Name | Code | No. Farms | Total Pounds |
|-------------------------|------|------------|-------------------|
| Allen | 1 | 9 | 1,352,855 |
| Anderson | 3 | 10 | 896,700 |
| Bourbon | 11 | 6 | 615,420 |
| Crawford | 37 | 4 | 533,983 |
| Dickinson | 41 | 6 | 62,322 |
| Franklin | 59 | 7 | 182,193 |
| Labette | 99 | 6 | 325,017 |
| Linn | 107 | 4 | 487,580 |
| Mcpherson | 113 | 5 | 83,144 |
| Marion | 115 | 11 | 148,257 |
| Montgomery | 125 | 5 | 332,661 |
| Neosho | 133 | 12 | 1,076,920 |
| Sedgwick | 173 | 12 | 158,173 |
| Restricted | 999 | 26 | 16,642,047 |
| Total for Kansas | | <u>123</u> | <u>22,897,272</u> |

Kentucky

| County Name | Code | No. Farms | Total Pounds |
|-------------|------|-----------|--------------|
| Adair | 1 | 35 | 2,680,185 |
| Allen | 3 | 8 | 170,208 |
| Barren | 9 | 80 | 8,717,112 |
| Calloway | 35 | 5 | 1,208,349 |
| Carlisle | 39 | 8 | 675,248 |
| Christian | 47 | 29 | 1,910,940 |
| Cumberland | 57 | 3 | 175,786 |
| Edmonson | 61 | 8 | 370,226 |
| Graves | 83 | 15 | 1,334,199 |
| Grayson | 85 | 3 | 421,009 |
| Green | 87 | 21 | 1,155,318 |
| Hardin | 93 | 6 | 743,625 |
| Hart | 99 | 32 | 1,564,677 |
| Hickman | 105 | 3 | 328,420 |
| Larue | 123 | 9 | 1,081,650 |
| Logan | 141 | 26 | 4,108,658 |
| Mccracken | 145 | 3 | 186,035 |
| Metcalfe | 169 | 51 | 2,871,213 |
| Monroe | 171 | 23 | 1,407,278 |
| Russell | 207 | 5 | 162,052 |
| Simpson | 213 | 12 | 1,552,382 |
| Taylor | 217 | 11 | 1,054,253 |
| Todd | 219 | 32 | 3,761,920 |
| Warren | 227 | 32 | 2,926,104 |
| Restricted | 999 | 6 | 717,345 |

| County Name | Code | No. Farms | Total Pounds |
|---------------------------|-------------|------------------|---------------------|
| Total for Kentucky | | <u>466</u> | <u>41,284,192</u> |

Louisiana

| County Name | Code | No. Farms | Total Pounds |
|----------------------------|-------------|------------------|---------------------|
| Beauregard | 11 | 11 | 991,785 |
| Claiborne | 27 | 3 | 600,831 |
| De soto | 31 | 32 | 5,511,554 |
| East baton rouge | 33 | 5 | 628,079 |
| East feliciana | 37 | 4 | 656,326 |
| Livingston | 63 | 4 | 290,380 |
| Rapides | 79 | 3 | 384,945 |
| Sabine | 85 | 5 | 587,601 |
| St. helena | 91 | 37 | 5,294,228 |
| St. Landry | 97 | 3 | 286,240 |
| St. tammany | 103 | 4 | 241,940 |
| Tangipahoa | 105 | 176 | 23,070,902 |
| Union | 111 | 3 | 216,424 |
| Washington | 117 | 132 | 14,787,716 |
| Restricted | 999 | <u>11</u> | <u>1,137,455</u> |
| Total for Louisiana | | <u>433</u> | <u>54,686,406</u> |

Maryland

Restricted

Michigan

Restricted

Minnesota

Restricted

Mississippi

| County Name | Code | No. Farms | Total Pounds |
|--------------------|-------------|------------------|---------------------|
| Amite | 5 | 22 | 2,948,120 |
| Chickasaw | 17 | 5 | 331,619 |
| Clay | 25 | 5 | 202,350 |
| Copiah | 29 | 12 | 1,542,927 |
| George | 39 | 3 | 254,938 |
| Harrison | 47 | 7 | 419,873 |
| Jones | 67 | 6 | 1,021,060 |
| Lamar | 73 | 4 | 245,806 |
| Lawrence | 77 | 9 | 1,443,494 |
| Leake | 79 | 4 | 614,393 |
| Lee | 81 | 4 | 543,160 |
| Lincoln | 85 | 27 | 3,571,037 |
| Marion | 91 | 19 | 2,468,349 |
| Marshall | 93 | 5 | 1,411,474 |
| Monroe | 95 | 3 | 317,669 |
| Neshoba | 99 | 7 | 603,154 |
| Newton | 101 | 11 | 2,011,911 |
| Noxubee | 103 | 11 | 1,324,887 |

| County Name | Code | No. Farms | Total Pounds |
|------------------------------|-------------|------------------|---------------------|
| Oktibbeha | 105 | 5 | 916,719 |
| Pearl river | 109 | 10 | 630,001 |
| Pike | 113 | 35 | 4,407,921 |
| Prentiss | 117 | 3 | 171,765 |
| Rankin | 121 | 3 | 579,861 |
| Simpson | 127 | 3 | 146,766 |
| Stone | 131 | 4 | 171,086 |
| Tate | 137 | 9 | 1,736,995 |
| Tippah | 139 | 4 | 452,161 |
| Walthall | 147 | 57 | 7,138,354 |
| Winston | 159 | 5 | 501,768 |
| Restricted | 999 | 25 | 6,367,017 |
| Total for Mississippi | | <u>327</u> | <u>44,496,635</u> |

Missouri

| County Name | Code | No. Farms | Total Pounds |
|---------------------------|-------------|------------------|---------------------|
| Barry | 9 | 51 | 4,303,740 |
| Barton | 11 | 9 | 626,765 |
| Bates | 13 | 4 | 211,112 |
| Camden | 29 | 8 | 452,036 |
| Cape girardeau | 31 | 17 | 2,477,927 |
| Cedar | 39 | 9 | 701,298 |
| Christian | 43 | 45 | 3,323,316 |
| Dade | 57 | 10 | 883,238 |
| Dallas | 59 | 68 | 5,282,378 |
| Douglas | 67 | 83 | 4,833,762 |
| Greene | 77 | 39 | 3,057,146 |
| Hickory | 85 | 10 | 834,073 |
| Howell | 91 | 63 | 4,741,066 |
| Jasper | 97 | 30 | 3,590,362 |
| Jefferson | 99 | 7 | 182,138 |
| Johnson | 101 | 3 | 319,708 |
| Laclede | 105 | 84 | 7,428,498 |
| Lafayette | 107 | 17 | 1,525,900 |
| Lawrence | 109 | 91 | 8,700,957 |
| Mcdonald | 119 | 22 | 1,597,979 |
| Newton | 145 | 38 | 3,122,075 |
| Oregon | 149 | 15 | 1,179,153 |
| Ozark | 153 | 48 | 3,577,146 |
| Perry | 157 | 19 | 1,557,986 |
| Polk | 167 | 62 | 6,767,748 |
| St. clair | 185 | 5 | 284,145 |
| St. francois | 187 | 6 | 238,453 |
| Shannon | 203 | 3 | 216,584 |
| Stone | 209 | 34 | 2,827,045 |
| Taney | 213 | 7 | 355,082 |
| Texas | 215 | 75 | 6,366,656 |
| Vernon | 217 | 4 | 394,734 |
| Webster | 225 | 125 | 9,937,139 |
| Wright | 229 | 204 | 15,955,367 |
| Restricted | 999 | 17 | 2,300,506 |
| Total for Missouri | | <u>1,332</u> | <u>110,153,218</u> |

| County Name | Code | No. Farms | Total Pounds |
|-------------------|------|-----------|--------------|
| New Mexico | | | |
| Restricted | | | |

Ohio
Restricted

Oklahoma

| County Name | Code | No. Farms | Total Pounds |
|---------------------------|------|------------|-------------------|
| Adair | 1 | 70 | 6,365,458 |
| Bryan | 13 | 7 | 7,308,661 |
| Cherokee | 21 | 21 | 1,482,466 |
| Coal | 29 | 7 | 373,696 |
| Comanche | 31 | 4 | 267,156 |
| Craig | 35 | 9 | 834,548 |
| Delaware | 41 | 34 | 2,893,772 |
| Grady | 51 | 4 | 22,688 |
| McIntosh | 91 | 5 | 226,223 |
| Mayes | 97 | 53 | 4,773,939 |
| Muskogee | 101 | 10 | 1,066,848 |
| Nowata | 105 | 4 | 180,517 |
| Ottawa | 115 | 15 | 1,573,998 |
| Rogers | 131 | 12 | 740,422 |
| Tulsa | 143 | 3 | 117,172 |
| Wagoner | 145 | 7 | 684,640 |
| Washington | 147 | 3 | 53,406 |
| Restricted | 999 | 8 | 1,855,018 |
| Total for Oklahoma | | <u>276</u> | <u>30,820,628</u> |

Pennsylvania
Restricted

South Carolina
Restricted

Tennessee

| County Name | Code | No. Farms | Total Pounds |
|-------------|------|-----------|--------------|
| Bedford | 3 | 14 | 2,183,618 |
| Bledsoe | 7 | 6 | 303,540 |
| Blount | 9 | 10 | 911,797 |
| Bradley | 11 | 8 | 125,777 |
| Cannon | 15 | 9 | 682,649 |
| Carroll | 17 | 3 | 45,678 |
| Coffee | 31 | 7 | 791,872 |
| Cumberland | 35 | 3 | 503,795 |
| Fayette | 47 | 4 | 650,318 |
| Franklin | 51 | 13 | 1,916,555 |
| Gibson | 53 | 3 | 299,045 |
| Giles | 55 | 24 | 2,577,295 |
| Grainger | 57 | 5 | 32,932 |
| Grundy | 61 | 4 | 170,252 |
| Henry | 79 | 24 | 2,738,109 |

| County Name | Code | No. Farms | Total Pounds |
|----------------------------|-------------|------------------|---------------------|
| Jefferson | 89 | 3 | 7,227 |
| Lawrence | 99 | 25 | 3,367,558 |
| Lincoln | 103 | 20 | 2,931,111 |
| Loudon | 105 | 12 | 574,812 |
| Mcminn | 107 | 15 | 483,868 |
| Marshall | 117 | 39 | 5,916,100 |
| Maury | 119 | 20 | 3,399,332 |
| Meigs | 121 | 3 | 44,081 |
| Monroe | 123 | 14 | 1,096,920 |
| Montgomery | 125 | 3 | 302,196 |
| Overton | 133 | 14 | 1,191,060 |
| Putnam | 141 | 3 | 515,676 |
| Rhea | 143 | 5 | 51,138 |
| Robertson | 147 | 20 | 3,780,045 |
| Rutherford | 149 | 10 | 1,318,755 |
| Sequatchie | 153 | 3 | 134,829 |
| Sumner | 165 | 17 | 1,687,459 |
| Warren | 177 | 19 | 1,958,366 |
| Weakley | 183 | 11 | 1,216,686 |
| White | 185 | 8 | 1,323,246 |
| Williamson | 187 | 10 | 1,310,672 |
| Wilson | 189 | 3 | 122,085 |
| Restricted | 999 | 19 | 1,301,471 |
| Total for Tennessee | | <u>433</u> | <u>47,967,925</u> |

Texas

| County Name | Code | No. Farms | Total Pounds |
|------------------------|-------------|------------------|---------------------|
| Anderson | 1 | 3 | 514,151 |
| Bowie | 37 | 9 | 3,850,417 |
| Camp | 63 | 7 | 1,417,397 |
| Cherokee | 73 | 19 | 6,581,093 |
| Delta | 119 | 3 | 571,102 |
| Fannin | 147 | 4 | 309,657 |
| Franklin | 159 | 28 | 5,702,046 |
| Henderson | 213 | 3 | 1,263,255 |
| Hopkins | 223 | 185 | 40,067,778 |
| Hunt | 231 | 4 | 328,763 |
| Johnson | 251 | 12 | 4,501,311 |
| Lamar | 277 | 9 | 2,124,144 |
| Nacogdoches | 347 | 7 | 929,315 |
| Panola | 365 | 3 | 341,847 |
| Rains | 379 | 18 | 3,383,337 |
| Upshur | 459 | 25 | 6,753,880 |
| Van zandt | 467 | 16 | 9,091,520 |
| Wood | 499 | 51 | 12,033,451 |
| Restricted | 999 | 22 | 8,849,719 |
| Total for Texas | | <u>428</u> | <u>108,614,183</u> |

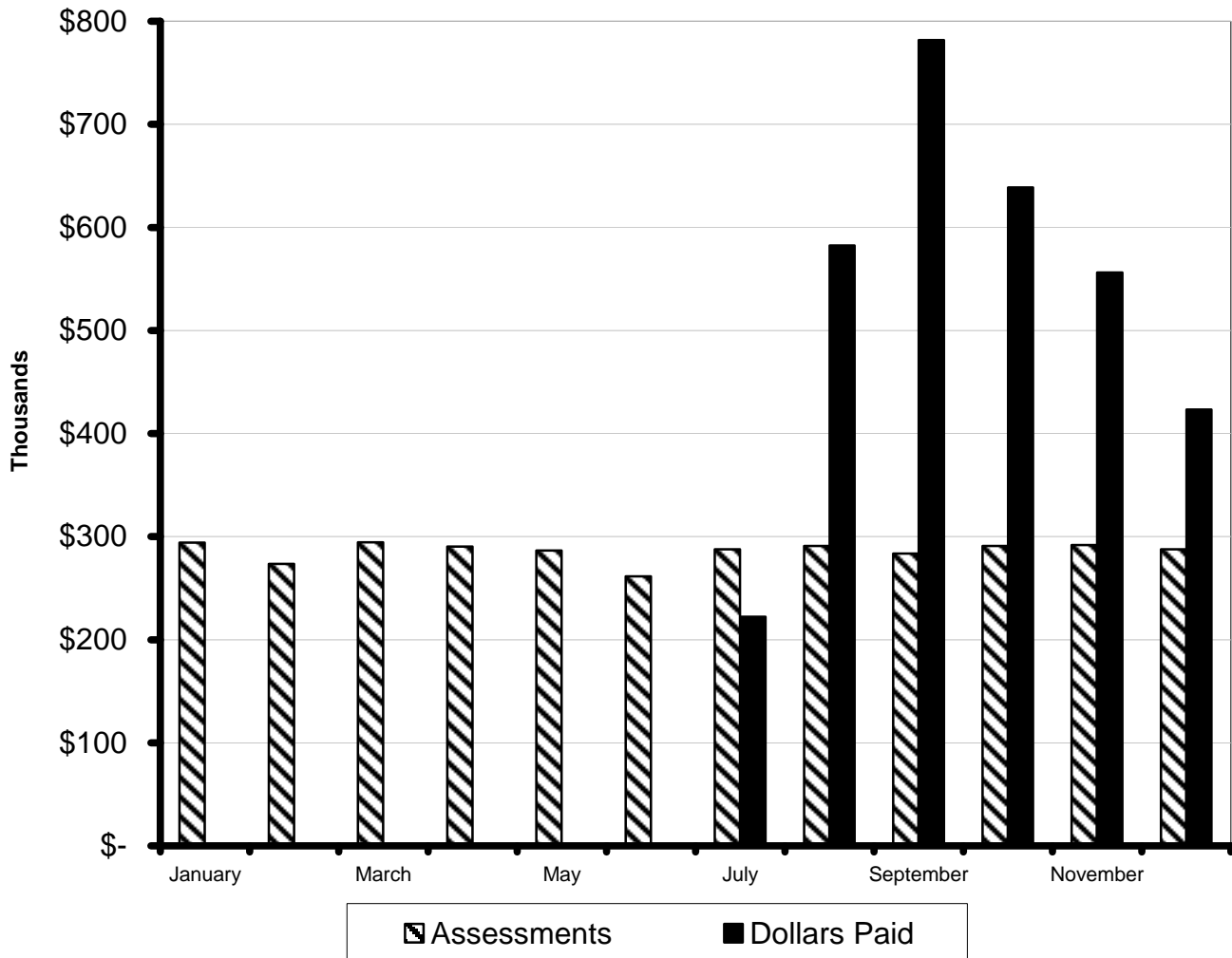
Virginia

Restricted

| County Name | Code | No. Farms | Total Pounds |
|----------------------------------|------|------------------|---------------------|
| Wisconsin | | | |
| Restricted | | | |
| | | No. Farms | Total Pounds |
| Unrestricted States Total | | 4,670 | 579,671,020 |
| Restricted States Total | | 138 | 39,822,076 |
| Order 7 Total | | 4,808 | 619,493,096 |

**SOUTHEAST MARKETING AREA
FEDERAL ORDER NO. 7
TRANSPORTATION CREDIT BALANCING FUND**

| 2000 | Assessments | Pounds Claimed | Dollars Claimed | Dollars Paid | Proration |
|--------------|------------------------|-----------------------|------------------------|------------------------|------------------|
| Jan-June | \$ 1,700,282.28 | | | | |
| July | \$ 287,633.09 | 31,998,519 | \$ 222,112.32 | \$ 222,112.32 | 100% |
| August | \$ 291,047.35 | 66,246,050 | \$ 582,566.06 | \$ 582,566.06 | 100% |
| September | \$ 283,694.28 | 82,491,111 | \$ 781,871.09 | \$ 781,871.09 | 100% |
| October | \$ 290,843.62 | 77,278,523 | \$ 638,632.21 | \$ 638,632.21 | 100% |
| November | \$ 291,744.95 | 69,402,776 | \$ 556,194.79 | \$ 556,194.79 | 100% |
| December | \$ 287,663.09 | 46,197,313 | \$ 423,230.83 | \$ 423,230.83 | 100% |
| TOTAL | \$ 3,432,908.66 | 373,614,292 | \$ 3,204,607.30 | \$ 3,204,607.30 | |



**SOUTHEAST MARKETING AREA
FEDERAL ORDER NO. 7
2000 POOL HANDLERS**

Fluid Milk Distributing Pool Plants §1007.7(a)

| | J | F | M | A | M | J | J | A | S | O | N | D |
|---|---|--|---|---|---|---|---|---|---|--------------|---|---|
| Barber Pure Milk Company Birmingham, Alabama | X | X | X | X | X | X | X | X | X | X | X | X |
| Barber Pure Milk Company Mobile, Alabama | X | X | X | X | X | X | X | X | X | Plant Closed | | |
| Barbe's Dairy Westwego, Louisiana | X | X | X | X | X | X | X | X | X | X | X | X |
| Borden Milk Products, LLC Lafayette, Louisiana | X | X | X | X | X | X | X | X | X | X | X | X |
| Borden Milk Products, LLC Monroe, Louisiana | X | X | X | X | X | X | X | X | X | X | X | X |
| Centennial Farms Dairy Atlanta, Georgia | X | X | X | X | X | X | X | X | X | X | X | X |
| Country Delite Farms Nashville, Tennessee | X | X | X | X | X | X | X | X | X | X | X | X |
| Dairy Fresh Corporation Baker, Louisiana | X | X | X | X | X | X | X | X | X | X | X | X |
| Dairy Fresh Corporation Cowarts, Alabama | X | X | X | X | X | X | X | X | X | X | X | X |
| Dairy Fresh Corporation Hattiesburg, Mississippi | X | X | X | X | X | X | X | X | X | X | X | X |
| Dairy Fresh Corporation Prichard, Alabama | X | X | X | X | X | X | X | X | X | X | X | X |
| Flav-O-Rich, Inc. Canton, Mississippi | X | X | X | X | X | X | X | X | X | X | X | X |
| Foremost Dairy, Inc. Shreveport, Louisiana | X | X | X | X | X | X | X | X | X | X | X | X |
| Gold Star Dairy, Inc. Little Rock, Arkansas | X | Plant Renamed Turner Holdings, LLC/Gold Star | | | | | | | | | | |
| Heritage Farms Dairy Murfreesboro, Tennessee | X | X | X | X | X | X | X | X | X | X | X | X |
| Hiland Dairy Fayetteville, Arkansas | X | X | X | X | X | X | X | X | X | X | X | X |

| | J | F | M | A | M | J | J | A | S | O | N | D |
|---|---|--------------|---|---|---|---|---|---|---|---|---|---|
| Hiland Dairy Fort Smith, Arkansas | X | X | X | X | X | X | X | X | X | X | X | X |
| Hiland Dairy Springfield, Missouri | X | X | X | X | X | X | X | X | X | X | X | X |
| Kleinpeter Dairy Farms Baton Rouge, Louisiana | X | X | X | X | X | X | X | X | X | X | X | X |
| LuVel Dairy Products, Inc. Kosciusko, Mississippi | X | X | X | X | X | X | X | X | X | X | X | X |
| Mayfield Dairy Farms, Inc. Braselton, Georgia | X | X | X | X | X | X | X | X | X | X | X | X |
| Meadow Gold Dairies, Inc. Hunstville, Alabama | X | X | X | X | X | X | X | X | X | X | X | X |
| New Atlanta Dairies, Inc. Atlanta, Georgia | X | X | X | X | X | X | X | X | X | X | X | X |
| New Atlanta Dairies, Inc. Columbus, Georgia | X | Plant Closed | | | | | | | | | | |
| Publix Supermarkets, Inc. Lawrenceville, Georgia | X | X | X | X | X | X | X | X | X | X | X | X |
| Purity Dairies, Inc. Nashville, Tennessee | X | X | X | X | X | X | X | X | X | X | X | X |
| Ryan Foods Company Murray, Kentucky | X | X | X | X | X | X | X | X | X | X | X | X |
| Southern Foods Group, LP New Orleans, Louisiana | X | X | X | X | X | X | X | X | X | X | X | X |
| Superbrand Dairy Products, Inc. Hammond, Louisiana | X | X | X | X | X | X | X | X | X | X | X | X |
| Superbrand Dairy Products, Inc. Montgomery, Alabama | X | X | X | X | X | X | X | X | X | X | X | X |
| Turner Holdings, LLC/Gold Star Little Rock, Arkansas | X | X | X | X | X | X | X | X | X | X | X | X |
| Turner Holdings, LLC Covington, Tennessee | X | X | X | X | X | X | X | X | X | X | X | X |
| Turner Holdings, LLC Fulton, Kentucky | X | X | X | X | X | X | X | X | X | X | X | X |

| | J | F | M | A | M | J | J | A | S | O | N | D |
|---|---|---|---|---|---|---|---|---|---|---|---|---|
| Turner Holdings, LLC Little Rock, Arkansas | X | X | X | X | X | X | X | X | X | X | X | X |
| Turner Holdings, LLC Memphis, Tennessee | X | X | X | X | X | X | X | X | X | X | X | X |

Pool Supply Plants §1007.7(c) and/or §1007.7(d)

| | | | | | | | | | | | | |
|--|----------------|---|---|---|---|---|---|---|---|---|---|---|
| Arkansas Dairy Receiving Station Damascus, Arkansas | No Milk Pooled | | | | | X | X | X | X | X | X | |
| Dairy Farmers of America, Inc. Cabool, Missouri | X | X | X | X | X | X | X | X | X | X | X | X |
| Dairy Farmers of America, Inc. Franklinton, Louisiana | X | X | X | X | X | X | X | X | X | X | X | X |
| Dairy Farmers of America, Inc. Monet, Missouri | X | X | X | X | X | X | X | X | X | X | X | X |

Cooperatives Qualifying as Pool Handlers §1000.9(c)

| | J | F | M | A | M | J | J | A | S | O | N | D |
|---|---|---|---|---|---|---|---|---|---|---|---|---|
| Arkansas Dairy Coop. Assoc. Damascus, Arkansas | X | X | X | X | X | | | | | | | |
| Dairy Farmers of America, Inc. Kansas City, Missouri | X | X | X | X | X | X | X | X | X | X | X | X |
| Dairymens Marketing Cooperative Mountain Grove, Missouri | | | X | X | X | X | X | X | X | X | X | X |
| Lone Star Milk Producers, L.C. Windthorst, Texas | X | X | X | X | X | | | | | | | |
| Maryland/Virginia Milk Producers Reston, Virginia | X | X | X | X | X | X | X | X | X | X | X | X |
| Michigan Milk Producers Novi, Michigan | | | | | | | | X | X | X | X | |
| National Farmers Organization Minster, Ohio | X | X | X | X | X | X | X | X | X | X | X | X |
| Southeast Milk, Inc. Bellevue, Florida | X | X | X | X | X | X | X | | | | | X |

**SOUTHEAST MARKETING AREA
FEDERAL ORDER NO. 7
NONPOOL PLANTS WITH ROUTE DISPOSITION IN THE AREA - 2000**

Other Order Plants §1000.8(a)

Federal Order # 1

Dannon Milk Products
West Jordan, Utah

H.P. Hood, Inc.
Oneida, New York

H.P. Hood, Inc.
Winchester, Virginia

Shenandoahs Pride
Mount Crawford, Virginia

| | J | F | M | A | M | J | J | A | S | O | N | D |
|---|---|---|---|---|---|---|---|---|---|---|---|---|
| Dannon Milk Products West Jordan, Utah | | | | | | | | X | | X | X | X |
| H.P. Hood, Inc. Oneida, New York | X | X | X | X | X | X | X | X | X | X | X | X |
| H.P. Hood, Inc. Winchester, Virginia | | | | | | | | | | | X | X |
| Shenandoahs Pride Mount Crawford, Virginia | | | | | | | | | | X | X | X |

Federal Order #5

Coburg Dairy, Inc.
Charleston, South Carolina

Dairy Fresh, Inc.
Winston-Salem, North Carolina

Dean Foods
Louisville, Kentucky

Flav-O-Rich, Inc.
Bristol, Tennessee

Flav-O-Rich, Inc.
Florence, South Carolina

Flav-O-Rich, Inc.
London, Kentucky

Golden Gallon, Inc.
Chattanooga, Tennessee

Hunter Jersey Farms
Charlotte, North Carolina

Hunter Jersey Farms
High Point, North Carolina

| | | | | | | | | | | | | |
|--|---|---|---|---|---|---|---|---|---|---|---|---|
| Coburg Dairy, Inc. Charleston, South Carolina | X | X | X | X | X | X | X | X | X | X | X | X |
| Dairy Fresh, Inc. Winston-Salem, North Carolina | X | X | X | X | X | X | X | X | X | X | X | X |
| Dean Foods Louisville, Kentucky | X | X | X | X | X | X | X | X | X | X | X | X |
| Flav-O-Rich, Inc. Bristol, Tennessee | | | | | | | X | X | | X | X | |
| Flav-O-Rich, Inc. Florence, South Carolina | X | X | X | X | X | X | X | X | X | X | X | X |
| Flav-O-Rich, Inc. London, Kentucky | X | X | X | X | X | X | X | X | X | X | X | X |
| Golden Gallon, Inc. Chattanooga, Tennessee | X | X | X | X | X | X | X | X | X | X | X | X |
| Hunter Jersey Farms Charlotte, North Carolina | X | X | X | X | X | X | X | X | X | X | X | X |
| Hunter Jersey Farms High Point, North Carolina | X | X | X | X | X | X | X | X | X | X | X | X |

| | J | F | M | A | M | J | J | A | S | O | N | D |
|---|---|---|---|---|---|---|---|---|---|---|---|---|
| Land-O-Sun Kingsport, Tennessee | X | X | X | X | X | X | X | X | X | X | X | X |
| Land-O-Sun Spartanburg, South Carolina | X | X | X | X | X | X | X | X | X | X | X | X |
| Mayfield Dairy Farms, Inc. Athens, Tennessee | X | X | X | X | X | X | X | X | X | X | X | X |
| Milkco, Inc. Asheville, North Carolina | X | X | X | X | X | X | X | X | X | X | X | X |
| Regis Milk Company Charleston, South Carolina | X | X | X | X | X | X | X | X | X | X | X | X |
| Southern Belle Dairy, Inc. Somerset, Kentucky | X | X | X | X | X | X | X | X | X | X | X | X |
| Superbrand Dairy Products, Inc. Greenville, South Carolina | X | X | X | X | X | X | X | X | X | X | X | X |
| Superbrand Dairy Products, Inc. High Point, North Carolina | X | X | X | X | X | X | X | X | X | X | X | X |
| U.C. Milk Company Madisonville, Kentucky | X | X | X | X | X | X | X | X | X | X | X | X |
| Valley Rich Dairy Roanoke, Virginia | | | | | | | X | X | X | X | X | X |
| Westover Dairy Lynchburg, Virginia | X | X | X | X | X | X | X | X | X | X | X | X |

Federal Order #6

| | | | | | | | | | | | | |
|--|---|---|---|---|---|---|---|---|---|---|---|---|
| Gustafson's Dairy, Inc. Green Cove Springs, Florida | X | X | X | X | X | X | X | X | X | X | X | X |
| Publix Supermarkets, Inc. Lakeland, Florida | X | X | X | X | X | X | X | X | X | X | X | X |
| Ryan Foods Company Jacksonville, Florida | X | X | X | X | X | X | X | X | X | X | X | X |
| Superbrand Dairy Products, Inc. Plant City, Florida | | | | | | | X | X | X | X | X | X |
| T.G. Lee Foods, Inc. Orange City, Florida | | | X | X | X | X | X | | | | | X |
| T.G. Lee Foods, Inc. Orlando, Florida | X | | X | X | X | X | X | X | X | X | X | X |

| J | F | M | A | M | J | J | A | S | O | N | D |
|---|---|---|---|---|---|---|---|---|---|---|---|
|---|---|---|---|---|---|---|---|---|---|---|---|

Federal Order #30

Kohler Mix Specialties, Inc.
White Bear Lake, Minnesota

Land-O-Lakes
Denmark, Wisconsin

Ryan Milk Company
Richland Center, Wisconsin

| | | | | | | | | | | | |
|---|--|---|---|---|---|---|---|---|---|---|---|
| | | | | | | | | | | X | X |
| X | | | | | | | | | | | |
| | | X | X | X | X | X | X | X | X | X | X |

Federal Order #32

Chester Dairy Company
Chester, Illinois

Farm Fresh
Chandler, Illinois

Jackson Ice Cream Company
Hutchinson, Kansas

Land-O-Sun
O'Fallon, Illinois

Mid States Dairy
Hazelwood, Missouri

Pevely
St. Louis, Missouri

Prairie Farms
Carlinville, IL

Prairie Farms
Granite City, Illinois

Prairie Farms
Olney, Illinois

W.H. Braum, Inc.
Tuttle, Oklahoma

| | | | | | | | | | | | |
|---|---|---|---|---|---|---|---|---|---|---|---|
| X | X | X | X | X | X | X | X | X | X | X | X |
| X | X | X | X | X | X | X | X | X | X | X | X |
| | X | X | X | X | X | X | X | X | X | X | X |
| X | X | X | X | X | X | X | X | X | X | X | X |
| X | X | X | X | X | X | X | X | X | X | X | X |
| X | X | X | X | X | X | X | X | X | X | X | X |
| X | X | X | X | X | X | X | X | X | X | X | X |
| X | X | X | X | X | X | X | X | X | X | X | X |
| | | | | | | X | | | | | |

Federal Order #33

Crossroads Farms
Indianapolis, Indiana

McDonald Dairy Company
Flint, Michigan

| | | | | | | | | | | | |
|---|---|---|---|---|---|---|---|---|---|---|---|
| X | X | X | X | X | X | X | X | X | X | X | X |
| | | | | | | | | X | | | |

| | J | F | M | A | M | J | J | A | S | O | N | D |
|--|---|---|---|---|---|---|---|---|---|---|---|---|
| Smith Dairy Products Company Orrville, Ohio | | X | X | X | X | | X | X | X | | | X |
| Wayne Dairy Richmond, Indiana | X | | | | | X | | | | X | X | |
| White Knight Grand Rapids, Michigan | X | X | X | X | X | X | X | X | X | X | X | X |

Federal Order #126

| | | | | | | | | | | | | |
|--|---|---|---|---|---|---|---|---|---|---|---|---|
| Borden, Inc. Conroe, Texas | X | X | X | X | X | X | X | X | X | X | X | X |
| H.E.B. - HRSC Houston, Texas | X | X | X | X | X | X | X | X | X | X | X | X |
| Morning Star Foods Sulphur Springs, Texas | X | X | X | X | X | X | X | X | X | X | X | X |
| Southwest Dairy Tyler, Texas | X | X | X | X | X | X | X | X | X | X | X | X |
| Vandervoort Dairy Fort Worth, Texas | X | X | X | X | X | X | X | X | X | X | X | X |

Federal Order #135

| | | | | | | | | | | | | |
|------------------------------------|---|---|---|---|---|---|---|---|---|---|---|---|
| Gossner Foods, Inc. Logan, Utah | X | X | X | X | X | X | X | X | X | X | X | X |
|------------------------------------|---|---|---|---|---|---|---|---|---|---|---|---|

Exempt Distributing Plants §1000.8(e)

| | | | | | | | | | | | | |
|---|---|---|---|---|---|---|---|---|---|---|---|---|
| College of the Ozarks Point Lookout, Missouri | X | X | X | X | X | X | X | X | X | X | X | X |
| Etowah Maid Dairies, Inc. Canton, Georgia | X | X | X | X | X | X | X | X | X | X | X | X |
| Humphrey's Dairy Hot Springs, Arkansas | X | X | X | X | X | X | X | X | X | X | X | X |
| Mississippi State University Starkville, Mississippi | X | X | X | X | X | X | X | X | X | X | X | X |
| Wright Dairy, LLC Alexandria, Alabama | | X | X | X | X | X | X | X | X | X | X | X |

| | | | | | | | | | | | |
|---|---|---|---|---|---|---|---|---|---|---|---|
| J | F | M | A | M | J | J | A | S | O | N | D |
|---|---|---|---|---|---|---|---|---|---|---|---|

Partially Regulated Distributing Plants §1000.8(c)

| | | | | | | | | | | | | |
|--|---|---|---|---|---|---|---|---|---|---|---|---|
| Berkley Farms, Inc. Hayward, California | | | | X | X | X | X | X | X | | | |
| Cacique, Inc. City of Industry, California | X | X | X | X | X | X | X | X | X | X | X | X |
| Dannon Milk Products Fort Worth, Texas | | X | X | X | X | X | X | X | X | X | X | X |
| Kohler Mix Specialties, Inc. White Bear Lake, Minnesota | X | X | X | X | X | X | X | X | X | X | | |
| Milk Products of Alabama Decatur, Alabama | X | X | X | X | X | X | X | X | X | X | X | X |
| Savannah Manufacturing Co. Savannah, Georgia | X | X | X | X | X | X | X | X | X | X | X | X |

Producer-Handler Plants §1000.8(b)

| | | | | | | | | | | | | |
|---|---|---|---|---|---|---|---|---|---|---|---|---|
| Martin Dairy, Inc. Humansville, Missouri | X | X | X | X | X | X | X | X | X | X | X | X |
| W.H. Braum, Inc. Tuttle, Oklahoma | X | X | X | X | X | X | | X | X | X | X | X |